

RAMIL MENYASHEV

---

# Brickwork



SCOTTISH BOND

**Ramil Menyashev**  
**Brickwork. Scottish bond**

*[http://www.litres.ru/pages/biblio\\_book/?art=26713717](http://www.litres.ru/pages/biblio_book/?art=26713717)*

*ISBN 9785448581144*

**Аннотация**

This book shows the Scottish bond of brickwork. In this book, you will learn in what order the bricks are laid when erecting brick walls.

# Содержание

Scottish bond

6

Конец ознакомительного фрагмента.

20

# **Brickwork**

## **Scottish bond**

**Ramil Menyashev**

© Ramil Menyashev, 2018

ISBN 978-5-4485-8114-4

Created with Ridero smart publishing system

Brick laying is a construction consisting of bricks laid in a certain order on the mortar. The rows of bricks, called courses, lie on top of each other to create a structure such as a brick wall. To maintain the level and verticality of the laid bricks use a level, a plumb and a cord. The thickness of horizontal joints in the masonry should be 10—12 mm, the thickness of vertical joints 8—10 mm.



Fig.1. Bricklaying.

# Scottish bond

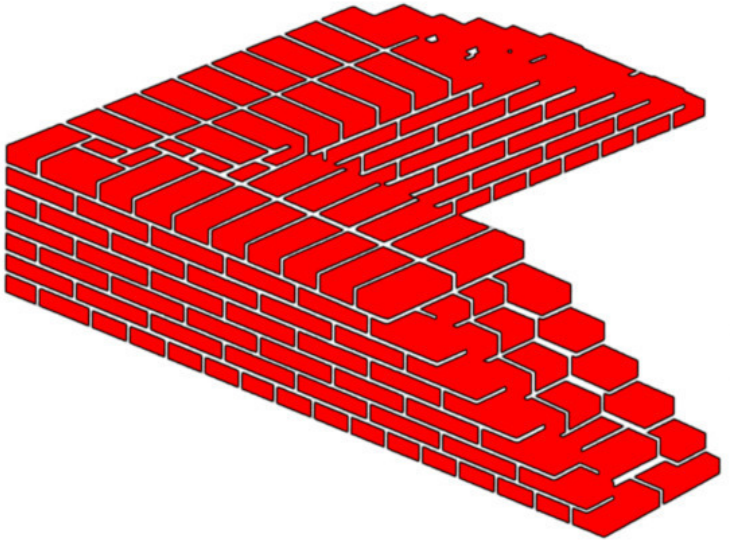


Fig.2. Scottish bond.



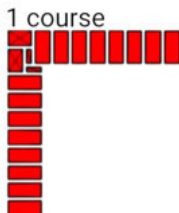
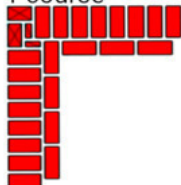
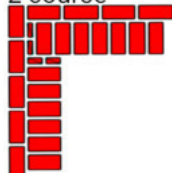


Fig.3. The order of laying bricks in the corner of the walls.  
Wall thickness 1 brick.

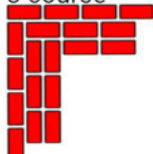
1 course



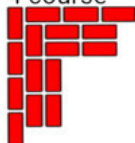
2 course



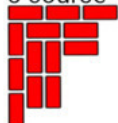
3 course



4 course



5 course

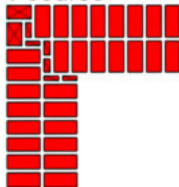


6 course

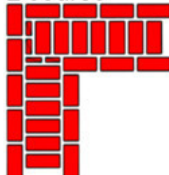


Fig.4. The order of laying bricks in the corner of the walls.  
Wall thickness 1.5 brick.

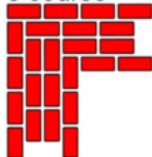
1 course



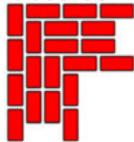
2 course



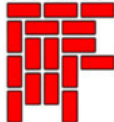
3 course



4 course



5 course



6 course



Fig.5. The order of laying bricks in the corner of the walls.  
Wall thickness 2 brick.



Fig.6. The order of laying bricks in the corner of the walls.  
Wall thickness 2.5 brick.

1 course



2 course



3 course



4 course



5 course




6 course



Fig.7. The order of laying bricks in the vertical constraint of the brick wall. Wall thickness 1 brick.

1 course



2 course



3 course



4 course



5 course



6 course



Fig.8. The order of laying bricks in the vertical constraint of the brick wall. Wall thickness 1.5 brick.

# Конец ознакомительного фрагмента.

Текст предоставлен ООО «ЛитРес».

Прочитайте эту книгу целиком, [купив полную легальную версию](#) на ЛитРес.

Безопасно оплатить книгу можно банковской картой Visa, MasterCard, Maestro, со счета мобильного телефона, с платежного терминала, в салоне МТС или Связной, через PayPal, WebMoney, Яндекс.Деньги, QIWI Кошелек, бонусными картами или другим удобным Вам способом.