

# JOHN GEORGE WOOD

HARDY PERENNIALS AND  
OLD FASHIONED  
FLOWERS

John George Wood

**Hardy Perennials and  
Old Fashioned Flowers**

«Public Domain»

**Wood J.**

Hardy Perennials and Old Fashioned Flowers / J. Wood — «Public Domain»,

## Содержание

Preface	7
<i>Acæna Novæ Zealandiæ</i>	8
<i>Achillea Ægyptica</i>	10
<i>Achillea Filipendula</i>	11
<i>Achillea Millefolium</i>	12
<i>Achillea Ptarmica</i>	13
<i>Aconitum Autumnale</i>	14
<i>Allium Moly</i>	15
<i>Allium Neapolitanum</i>	16
<i>Alyssum Saxatile</i>	17
<i>Anchusa Italica</i>	18
<i>Anchusa Sempervirens</i>	20
<i>Andromeda Tetragona</i>	21
<i>Anemone Alpina</i>	23
<i>Anemone Apennina</i>	24
<i>Anemone Blanda</i>	25
<i>Anemone Coronaria</i>	26
<i>Anemone Decapetala</i>	28
<i>Anemone Fulgens</i>	29
<i>Anemone Japonica</i>	30
<i>Anemone Nemorosa Flore-pleno</i>	32
<i>Anemone Pulsatilla</i>	33
<i>Anemone Stellata</i>	35
<i>Anemone Sulphurea</i>	36
<i>Anemone Sylvestris</i>	38
<i>Anemone Vernalis</i>	39
<i>Anthericum Liliago</i>	41
<i>Anthericum Liliastrum</i>	42
<i>Anthyllis Montana</i>	44
<i>Apios Tuberosa</i>	45
<i>Arabis Lucida</i>	47
<i>Aralia Sieboldi</i>	48
<i>Arisæma Triphyllum</i>	51
<i>Arum Crinitum</i>	53
Asters	56
<i>Aster Alpinus</i>	57
<i>Aster Ptarmicoides</i>	59
<i>Bellis Perennis</i>	60
<i>Bocconia Cordata</i>	63
<i>Bulbocodium Trigynum</i>	66
<i>Bulbocodium Vernum</i>	68
<i>Calthus Palustris Flore-pleno</i>	69
<i>Calystegia Pubescens Flore-pleno</i>	71
<i>Campanula Grandis</i>	72
<i>Campanula Latifolia</i>	73
<i>Campanula Persicifolia</i>	74

Campanula Pyramidalis	75
Campanula Speciosa	77
Campanula Waldsteiniana	78
Centaurea Montana	79
Centranthus Ruber	80
Cheiranthus Cheiri	81
Cheiranthus Marshallii	83
Chionodoxa Luciliæ	84
Chrysanthemum	85
Cichorium Intybus	87
Clethra Alnifolia	88
Colchicum Autumnale	89
Colchicum Variegatum	91
Coreopsis Auriculata	92
Coreopsis Grandiflora	93
Coreopsis Lanceolata	94
Coreopsis Tenuifolia	95
Cornus Canadensis	97
Corydalis Lutea	99
Corydalis Nobilis	100
Corydalis Solida	102
Crocus Medius	104
Cyananthus Lobatus	105
Cypripedium Calceolus	107
Daphne Cneorum	109
Daphne Mezereum	111
Конец ознакомительного фрагмента.	112

**J. G. Wood**  
**Hardy Perennials and Old Fashioned Flowers /**  
**Describing the Most Desirable Plants,**  
**for Borders, Rockeries, and Shrubberies**



A CORNER OF THE AUTHOR'S GARDEN AT KIRKSTALL.

## Preface

At the present time there is a growing desire to patronise perennial plants, more especially the many and beautiful varieties known as "old-fashioned flowers." Not only do they deserve to be cultivated on their individual merits, but for other very important reasons; they afford great variety of form, foliage, and flower, and compared with annual and tender plants, they are found to give much less trouble. If a right selection is made and properly planted, the plants may be relied upon to appear with perennial vigour and produce flowers more or less throughout the year. I would not say bouquets may be gathered in the depth of winter, but what will be equally cheering may be had in blow, such as the Bluet, Violet, Primrose, Christmas Rose, Crocus, Hepatica, Squills, Snowdrops, and other less known winter bloomers. It does not seem to be generally understood that warm nooks and corners, under trees or walls, serve to produce in winter flowers which usually appear in spring when otherwise placed.

There are many subjects which, from fine habit and foliage, even when flowerless, claim notice, and they, too, are described.

Many gardens are very small, but these, if properly managed, have their advantages. The smaller the garden the more choice should be the collection, and the more highly should it be cultivated. I shall be glad if anything I say tends in this direction. From my notes of plants useful memoranda may be made, with the object of adding a few of the freest bloomers in each month, thus avoiding the error often committed of growing such subjects as mostly flower at one time, after which the garden has a forlorn appearance. The plants should not be blamed for this; the selection is at fault. No amount of time and care can make a garden what it should be if untidy and weedy plants prevail. On the other hand, the most beautiful species, both as regards foliage and flowers, can be just as easily cultivated.

The object of this small work is to furnish the names and descriptions of really useful and reliable Hardy and Perennial Plants, suitable for all kinds of flower gardens, together with definite cultural hints on each plant.

Perhaps flowers were never cultivated of more diversified kinds than at the present time; and it is a legitimate and not uncommon question to ask, "What do you grow?" Not only have we now the lovers of the distinct and showy, but numerous admirers of such species as need to be closely examined, that their beautiful and interesting features may gladden and stir the mind. The latter class of plants, without doubt, is capable of giving most pleasure; and to meet the growing taste for these, books on flowers must necessarily treat upon the species or varieties in a more detailed manner, in order to get at their peculiarities and requirements. The more we learn about our flowers the more we enjoy them; to simply see bright colours and pretty forms is far from all the pleasure we may reap in our gardens.

If I have not been able to give scientific information, possibly that of a practical kind may be of some use, as for many years, and never more than now, I have enjoyed the cultivation of flowers with my own hands. To be able to grow a plant well is of the highest importance, and the first step towards a full enjoyment of it.

I have had more especially in view the wants of the less experienced Amateur; and as all descriptions and modes of culture are given from specimens successfully grown in my own garden, I hope I may have at least a claim to being practical.

I have largely to thank several correspondents of many years' standing for hints and information incorporated in these pages.

*J. WOOD.*  
*Woodville, Kirkstall,*  
*November, 1883.*

## **Acæna Novæ Zealandiæ**

***Otherwise A. Microphylla; Nat. Ord. Sanguisorbeæ, or Rose Family***

The plant, as may be seen by the illustration (Fig. 1), is small, and its flowers are microscopic, hardly having the appearance of flowers, even when minutely examined, but when the bloom has faded there is a rapid growth, the calyces forming a stout set of long spines; these, springing from the globular head in considerable numbers, soon become pleasingly conspicuous, and this is by far the more ornamental stage of the plant. It is hardy, evergreen, and creeping. It seldom rises more than one or two inches from the ground, and only when it approaches a wall, stones, or some such fixed body, does it show an inclination to climb; it is, therefore, a capital rock plant. As implied by its specific name, it comes from New Zealand, and has not long been acclimatised in this country.

The flowers are produced on fine wiry stems an inch or more long, being nearly erect; they are arranged in round heads, at first about the size of a small pea; these, when bruised, have an ammoniacal smell. Each minute flower has four green petals and brownish seed organs, which cause the knob of flowers to have a rather grimy look, and a calyx which is very hard and stout, having two scales and four sepals. These sepals are the parts which, after the seed organs have performed their functions, become elongated and of a fine rosy-crimson colour; they form stiff and rather stout spines, often  $\frac{3}{4}$ in. long; they bristle evenly from every part of the little globe of seed vessels, and are very pretty. The spines are produced in great abundance, and they may be cut freely; their effect is unique when used for table decoration, stuck in tufts of dark green selaginella. On the plant they keep in good form for two months. The leaves are 1in. to 2in. long, pinnate; the leaflets are of a dark bronzy colour on the upper side and a pale green underneath, like maidenhair, which they also resemble in form, being nearly round and toothed. They are in pairs, with a terminal odd one; they are largest at the extremity, and gradually lessen to rudimentary leaflets; the foliage is but sparingly produced on the creeping stems, which root as they creep on the surface.

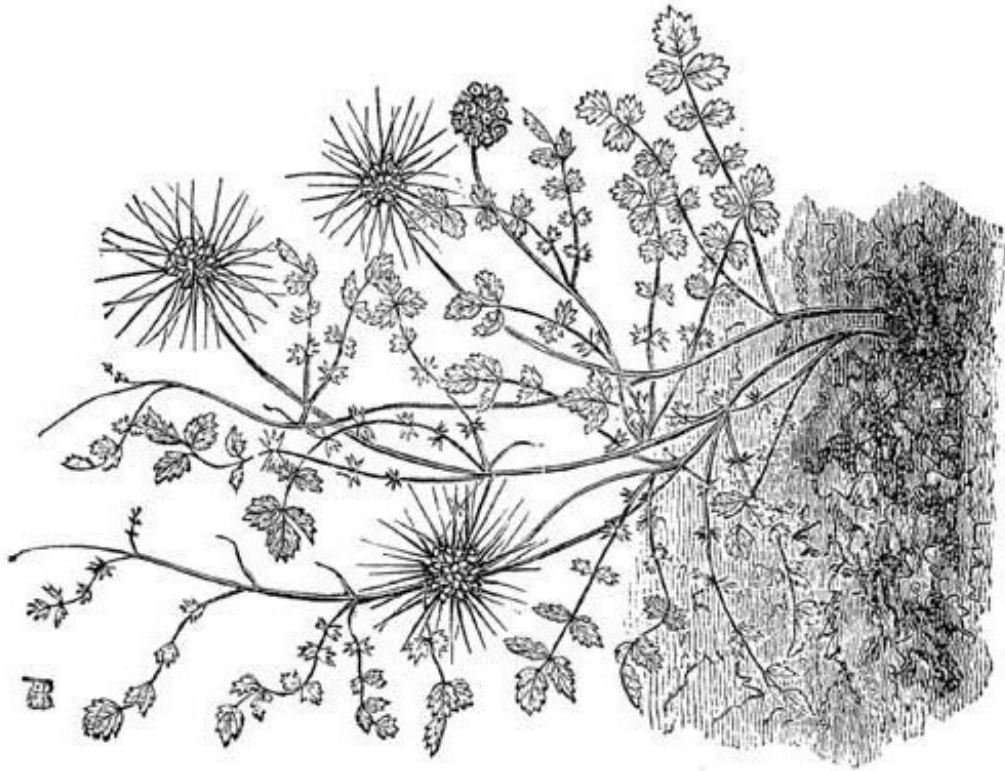


Fig. 1. *Acæna Novæ Zealandiæ*.  
(One half natural size.)

The habit of the plant is compact and cushion-like, and the brilliant spiny balls are well set off on the bed of fern-like but sombre foliage. During August it is one of the most effective plants in the rock garden, where I find it to do well in either moist or dry situations; it grows fast, and, being evergreen, it is one of the more useful creepers for all-the-year-round effect; for covering dormant bulbs or bare places it is at once efficient and beautiful. It requires light soil, and seems to enjoy grit; nowhere does it appear in better health or more at home than when carpeting the walk or track of the rock garden.

It is self-propagating, but when it is desirable to move a tuft of it, it should be done during the growing season, so that it may begin to root at once and get established, otherwise the wind and frosts will displace it.

It blooms from June to September, more or less, but only the earliest flowers produce well-coloured spines.

## **Achillea *Ægyptica***

### **Egyptian Yarrow; *Nat. Ord. Compositæ***

This is an evergreen (though herb-like) species. It has been grown for more than 200 years in English gardens, and originally came, as its name implies, from Egypt. Notwithstanding the much warmer climate of its native country, it proves to be one of the hardiest plants in our gardens. I dare say many will think the Yarrows are not worthy of a place in the garden; but it should not be forgotten that not only are fine and useful flowers included in this work, but also the good "old-fashioned" kinds, and that a few such are to be found amongst the Yarrows is without doubt. Could the reader see the collection now before me, cut with a good piece of stem and some foliage, and pushed into a deep vase, he would not only own that they were a pleasing contrast, but quaintly grand for indoor decoration.

*A. Ægyptica* not only produces a rich yellow flower, but the whole plant is ornamental, having an abundance of finely-cut foliage, which, from a downy or nappy covering, has a pleasing grey or silvery appearance. The flowers are produced on long stems nearly 2ft. high, furnished at the nodes with clean grey tufts of smaller-sized leaves; near the top the stems are all but naked, and are terminated by the flat heads or corymbs of closely-packed flowers. They are individually small, but the corymbs will be from 2in. to 3in. across. Their form is that of the common Yarrow, but the colour is a bright light yellow. The leaves are 6in. to 8in. long, narrow and pinnate, the leaflets of irregular form, variously toothed and lobed; the whole foliage is soft to the touch, from the nappy covering, as already mentioned. Its flowers, from their extra fine colour, are very telling in a cut state. The plant is suitable for the borders, more especially amongst other old kinds. Ordinary garden loam suits it, and its propagation may be carried out at any time by root division.

Flowering period, June to September.

## **Achillea Filipendula**

### ***Nat. Ord. Compositæ***

This grows 4ft. high, and the foliage, though fern-like, has an untidy appearance, from the irregular way in which it is disposed. It is herbaceous, and comes from the Caucasus. The flowers are somewhat singular, arranged in corymbs of a multiplex character; they are very large, often 5in. across. The smaller corymbs are arched or convex, causing the cluster or compound corymb to present an uneven surface; the small flowers are of rich old gold colour, and have the appearance of knotted gold cord; they are very rigid, almost hard. The leaves are linear, pinnate, lobed and serrated, hairy, rough, and numerous produced. From the untidy and tall habit of this subject, it should be planted in the background; its flowers, however, will claim a prominent position in a cut state; they are truly rich, the undulating corymbs have the appearance of embossed gold plate, and their antique colour and form are compared to gold braid by a lady who admires "old-fashioned" flowers. It will last for several weeks after being cut, and even out of water for many days. A few heads placed in an old vase, without any other flowers, are rich and characteristic, whilst on bronze figures and ewers in a dry state, and more especially on ebony or other black decorations, it may be placed with a more than floral effect. In short, rough as the plant is, it is worth growing for its quaint and rich flowers alone; it is seldom met with. Soil and propagation, the same as for *A. Ægyptica*.

Flowering period, June to September.

## **Achillea Millefolium**

### **Common Milfoil; *Nat. Ord. Compositæ***

This is the well-known wild Yarrow; it is, however, the typical form of a fine variety, called *A. m. roseum*, having very bright rose-coloured flowers, which in all other respects resembles the wild form. Both as a border subject and for cutting purposes, I have found it useful; it flowers for several months, but the individual blooms fade in four or six days; these should be regularly removed. The freshly-opened corymbs are much admired. Soil and mode of propagation, the same as for previous kinds.

Flowering period, June to November.

## Achillea Ptarmica

**Syns. *A. Sylvestris* and *Ptarmica Vulgaris*; Common Names, Wild Yarrow, Sneezewort, Goose-tongue, and Wild Pellitory; Nat. Ord. Compositæ**

A very common British plant, or, I may say, weed, which can live in the most reeky towns, only mentioned here to introduce *A. P. fl.-pl.*, which is one of the most useful of border flowers. I am bound to add, however, that only when in flower is it more presentable than the weedy and typical form; but the grand masses of pure white bachelors'-button-like flowers, which are produced for many weeks in succession, render this plant deserving of a place in every garden. It is a very old flower in English gardens. Some 250 years ago Parkinson referred to the double flowering kind, in his "Paradise of Pleasant Flowers," as a then common plant; and I may as well produce Gerarde's description of the typical form, which answers, in all respects, for the double one, with the exception of the flowers themselves: "The small Sneesewoort hath many rounde and brittle branches, beset with long and narrow leaues, hackt about the edges like a sawe; at the top of the stalkes do grow smal single flowers like the fielde Daisie. The roote is tender and full of strings, creeping farre abroade in the earth, and in short time occupieth very much grounde." The flowers of this plant are often, but wrongly, called "bachelors' buttons," which they much resemble.

For cutting purposes, this plant is one of the most useful; not only are the blooms a good white, but they have the quality of keeping clean, and are produced in greater numbers than ever I saw them on the single form. Those requiring large quantities of white flowers could not do better than give the plant a few square yards in some unfrequented part of the garden; any kind of soil will suit it, but if enriched the bloom will be all the better for it. The roots run freely just under the surface, so that a large stock may soon be had; yet, fine as are its flowers, hardy and spreading as the plant proves, it is but seldom met with. Even in small gardens this fine old flower should be allowed a little space. Transplant any time.

Flowering period, June to August.

## **Aconitum Autumnale**

**Autumn Monk's-hood; *Nat. Ord. Ranunculaceæ***



Fig. 2. *Aconitum Autumnale*.  
(About one-tenth natural size.)

Hardy, perennial, and herbaceous. This is one of the finest subjects for autumn flowering. The whole plant, which stands nearly 3ft. high, is stately and distinct (Fig. 2); the leaves are dark green, large, deeply cut and veined, of good substance, and slightly drooping. The flowers are a fine blue (a colour somewhat scarce in our gardens at that season), irregularly arranged on very stout stems; in form they exactly resemble a monk's hood, and the manner in which they are held from the stems further accords with that likeness. These rich flowers are numerous produced; a three-year-old plant will have as many as six stout stems all well furnished, rendering the specimen very conspicuous.

This is one form of the Monk's-hood long grown in English gardens, and is called "old-fashioned." *A. japonicum*, according to some, is identical with it, but whether that is so or not, there is but a slight difference, and both, of course, are good.

I find it likes a rich deep soil. It is propagated by division of the roots after the tops have turned yellow in autumn or winter.

It flowers from August until cut down by frosts.

## **Allium Moly**

### **Large Yellow Garlic; *Nat. Ord. Liliaceæ***

A hardy bulbous perennial, of neat habit, with bright golden flowers, produced in large heads; they endure a long time and are very effective; it is by far the best yellow species. Where bold clumps of yellow are desirable, especially if somewhat in the background, there can be few subjects more suitable for the purpose than this plant; both leaves and flowers, however, have a disagreeable odour, if in the least bruised. It is a very old plant in English gardens, and is a native of the South of Europe. Its chief merits are fine colour, large head, neat habit, and easy culture. The flowers are 1in. across, borne in close heads, having stalks over an inch long springing from stout scapes; the six long oval petals are of a shining yellow colour; the seed organs also are all yellow and half the length of petals; the scape is about a foot high, naked, round, and very stout; the leaves are nearly as broad as tulip leaves, and otherwise much resemble them.

Flowering period, June to August.

## **Allium Neapolitanum**

### **Neapolitan Allium; *Nat. Ord. Liliaceæ***

This has pure white flowers arranged in neat and effective umbels, and though not so useful in colour as the flowers of *A. Moly*, they are much superior to those of many of the genus.

Flowering period, June to August.

Both of the above Alliums may be grown in any odd parts which need decorating with subjects requiring little care; any kind of soil will do for them, but if planted too near the walks the flowers are liable to be cut by persons who may not be aware of their evil odour. The bulbs may be divided every three years with advantage, and may be usefully planted in lines in front of shrubs, or mixed with other strong-growing flowers, such as alkanets, lupins, and foxgloves.

## Alyssum Saxatile

Rock Madwort, or Golden Tuft; *Nat. Ord. Cruciferae*



Fig. 3. *Alyssum Saxatile*.  
(One-third natural size.)

This pleasing and well-known hardy, evergreen, half-woody shrub is always a welcome flower. From its quantity of bloom all its other parts are literally smothered (see Fig. 3). When passing large pieces of it in full blow, its fragrant honey smell reminds one of summer clover fields.

Its golden yellow flowers are densely produced in panicles on procumbent stems, 12in. to 18in. long. The little flowers, from distinct notches in the petals, have a different appearance from many of the order *Cruciferae*, as, unless they are well expanded, there seem to be eight instead of four petals. The leaves are inversely ovate, lanceolate, villose, and slightly toothed. A specimen will continue in good form during average weather for about three weeks. It is not only seen to most advantage on rockwork, where its prostrate stems can fall over the stones, but the dry situation is in accordance with its requirements; still, it is not at all particular, but does well in any sunny situation, in any soil that is not over moist or ill drained. It is easily and quickly propagated by cuttings in early summer.

Flowering period, April and May.

## **Anchusa Italica**

**Italian Alkanet; *Nat. Ord. Boraginaceæ***



Fig. 4. *Anchusa Italica* (Flower Spray).  
(One-third natural size.)

A hardy herbaceous perennial of first-class merit for gardens where there is plenty of room; amongst shrubs it will not only prove worthy of the situation, but, being a ceaseless bloomer, its tall and leafy stems decked with brilliant flowers may always be relied upon for cutting purposes; and let me add, as, perhaps, many have never tried this fine but common flower in a large vase, the stems, if cut to the length of 18in., and loosely placed in an old-fashioned vase, without any other flowers, are more than ornamental—they are fine.

Its main features are seen in its bold leafy stems, furnished with large, dark blue, forget-me-not-like flowers, nearly all their length. The little white eyes of the blossoms are very telling (see Fig. 4). The flowers are held well out from the large leaves of the main stem by smaller ones (from 1in. to 8in. long), at the ends of which the buds and flowers are clustered, backed by a pair of small leaflets, like wings. Just before the buds open they are of a bright rose colour, and when the flowers

fade the leafy calyx completely hides the withered parts, and other blooms take their places between the wing-like pair of leaflets; so the succession of bloom is kept up through the whole summer. The leaves of the root are very large when fully grown during summer—over a foot long—those of the stems are much less; all are lance-shaped and pointed, plain at the edges, very hairy, and of a dark green colour. The stems are numerous, upright, and, as before hinted, branched; also, like the leaves, they are covered with stiff hairs, a characteristic common to the order. Well-established plants will grow to the height of 3ft. to 5ft.

Flowering period, May to September.

## **Anchusa Sempervirens**

### ***Nat. Ord. Boraginaceæ***

This is a British species, and, as its name denotes, is evergreen; not, let me add, as a tall plant, for the stems wither or at least become very sere, only the large leaves of the root remaining fresh; and though it has many points of difference from *A. Italica*, such as shorter growth, darker flowers and foliage, and more oval leaves—these form the distinctions most observable. By its evergreen quality it is easily identified in winter. There is also an important difference from the axillary character of the flower stems. With these exceptions the description of *A. Italica* will fairly hold good for this native species.

This Alkanet has various other names, as *Borago sempervirens*, *Buglossum s.*, and with old writers it, together with allied species, was much esteemed, not only for the flowers, but for its reputed medicinal properties. To those who care to grow these good old plants I would say, well enrich the soil; when so treated, the results are very different from those where the plants have been put in hungry and otherwise neglected situations; this favourable condition may be easily afforded, and will be more than repaid. Strong roots may be transplanted at any time, and propagation is more quickly carried out by division of the woody roots, which should be cut or split so that each piece has a share of bark and a crown. Just before new growth has begun, as in January, is the best time for this operation, so that there is no chance of rot from dormancy.

Flowering period, May to September.

## Andromeda Tetragona

*Syn. Cassiope Tetragona; Nat. Ord. Ericaceæ*

A dwarf hardy evergreen shrub, which comes to us from Lapland and North America; though a very beautiful subject for either rockwork or border, it is rarely seen. It is not one of the easiest plants to grow, which may, to some extent, account for its rarity. Still, when it can have its requirements, it not only thrives well, but its handsome form and flowers repay any extra trouble it may have given. In the culture of this, as of most plants of the order *Ericaceæ*, there is decidedly a right way and a wrong one, and if the species now under consideration has one or two special requirements it deserves them.



Fig. 5. *Andromeda Tetragona*.  
(One-half natural size.)

With me it never exceeds a height of 6in. or 7in., is much branched, and of a fine apple green colour; the flowers are small but very beautiful, bell-shaped, pendent, and springing from the leafy stems of the previous year's growth. The leaves are small as well as curious, both in form and arrangement, completely hiding their stems; their roundish grain-shaped forms are evenly arranged in four rows extending throughout the whole length of the branches (whence the name *tetragona*), giving them a square appearance resembling an ear of wheat, but much less stout (see Fig. 5); the little leaves, too, are frosted somewhat in the way of many of the saxifrages. It is next to impossible to describe this pretty shrub; fortunately, the cut will convey a proper idea at a glance. All who possess

more select collections of hardy plants and shrubs should not fail to include this; it is fit for any collection of fifty choice species.

I struggled long before finding out the right treatment, as presumably I now have, yet it is very simple, in fact, only such as many other plants should have; but, unlike them, *A. tetragona* will take no alternative; it must have partial shade, sandy peat or leaf soil, and be planted in a moist or semi-bog situation. On the raised parts of rockwork it became burnt up; planted in loam, though light, it was dormant as a stone; in pots, it withered at the tips; but, with the above treatment, I have flowers and numerous branchlets. Many little schemes may be improvised for the accommodation of this and similar subjects. Something of the bog character would appear to be the difficulty here; a miniature one may be made in less than half an hour. Next the walk dig a hole 18in. all ways, fill in with sandy peat, make it firm; so form the surface of the walk that the water from it will eddy or turn in. In a week it will have settled; do not fill it up, but leave it dished and put in the plant. Gentians, *pyrolas*, calthas, and even the bog pimpernel I have long grown so.

*A. tetragona* can be propagated by division of the roots, but such division should not be attempted with other than a perfectly healthy plant. It should be done in spring, just as it begins to push, which may be readily seen by the bright green tips of the branchlets; and it is desirable, when replanting, to put the parts a little deeper, so as to cover the dead but persistent leaves about the bottoms of the stems which occur on the parts four or more years old. After a year, when so planted, I have found good roots emitted from these parts, and, doubtless, such deeper planting will, in some way, meet its requirements, as in this respect they are provided for in its habitats by the annual and heavy fall of leaves from other trees which shade it.

Flowering period, April and May.

## **Anemone Alpina**

**Alpine Windflower; *Nat. Ord. Ranunculaceæ***

From Austria, the foliage closely resembling that of *A. sulphurea*, but the flowers are larger and of various colours. It is said to be the parent of *A. sulphurea*.

It flowers in June. See *A. sulphurea*.

## **Anemone Apennina**

### **Mountain Windflower; *Nat. Ord. Ranunculaceæ***

This is one of the "old-fashioned" flowers of our gardens—in fact, a native species, having a black tuberous root, which forms a distinct, though invisible characteristic of the species. As the old names are somewhat descriptive, I give them—viz., Geranium-leaved Anemone, and Stork's-bill Windflower.

The appearance of a bold piece of this plant when in flower is exceedingly cheerful; the soft-looking feathery foliage forms a rich groundwork for the lavish number of flowers, which vary much in colour, from sky-blue to nearly white, according to the number of days they may have been in blow, blue being the opening colour. The flowers are produced singly on stems, 6in. high, and ornamented with a whorl of finely-cut leaflets, stalked, lobed, and toothed; above this whorl the ruddy flower stem is much more slender. During sunshine the flowers are 1½in. across the tips of sepals, becoming reflexed. The foliage, as before hinted, is in the form of a whorl, there being no root leaf, and the soft appearance of the whole plant is due to its downiness, which extends to and includes the calyx. The lobes of the leaves are cupped, but the leaves themselves reflex until their tips touch the ground, whence their distinct and pleasing form.

This plant is most at home in the half shade of trees, where its flowers retain their blue colour longer. It should be grown in bold patches, and in free or sandy soil. The tubers may be transplanted soon after the tops have died off in late summer.

Flowering period, April and May.

## **Anemone Blanda**

### **Fair Windflower, or Blue Grecian Anemone; *Nat. Ord. Ranunculaceæ***

This is a lovely winter flower, of great value in our gardens, from its showiness. It is a recent introduction from the warmer climes of the South of Europe and Asia Minor; and though it is not so vigorous under cultivation in our climate as most Windflowers, it proves perfectly hardy. A little extra care should be taken in planting it as regards soil and position, in order to grow it well. It belongs to that section of its numerous genus having an involucre of stalked leaflets.

The flowers are produced on stalks, 4in. to 6in. high; they are nearly 2in. across, of a fine deep blue colour; the sepals are numerous and narrow, in the way of *A. stellata*, or star anemone. The leaves are triternate, divisions deeply cut and acute; the leaves of the involucre are stalked, trifid, and deeply cut. The whole plant much resembles *A. Apennina*. Where it can be established, it must prove one of the most useful flowers, and to possess such charming winter blossom is worth much effort in affording it suitable conditions. The soil should be rich, light, and well drained, as sandy loam, and if mixed with plenty of leaf soil all the better. The position should be sheltered, otherwise this native of warm countries will have its early leaves and flowers damaged by the wintry blast, and the evil does not stop there, for the check at such a period interferes with the root development, and repetitions of such damage drive the plants into a state of "dwindling," and I may add, this is the condition in which this plant may frequently be seen. Many of the Anemones may be planted without much care, other than that of giving them a little shade from sunshine. The present subject, however, being so early, is not likely to obtain too much bright weather, but rather the reverse. If, then, it is planted in warm quarters, it may be expected to yield its desirable flowers in average quantity compared with other Windflowers, and in such proportion will its roots increase. The latter may be divided (providing they are of good size and healthy) when the leaves have died off.

Flowering period, February and March.

## **Anemone Coronaria**

### **Poppy-like Windflower; *Nat. Ord. Ranunculaceæ***

Hardy and tuberous. The illustration (Fig. 6) is of the double form, in which it may frequently be seen; also in many colours, as blue, purple, white, scarlet, and striped; the same colours may be found in the single and semi-double forms. There are many shades or half colours, which are anything but pleasing, and where such have established themselves, either as seedlings or otherwise, they should be weeded out, as there are numerous distinct hues, which may just as easily be cultivated. The great variety in colour and form of this Anemone is perhaps its most peculiar characteristic; for nearly 300 years it has had a place in English gardens, and came originally from the Levant. Its habit is neat; seldom does it reach a foot in height, the flowers being produced terminally; they are poppy-like, and 2in. to 3in. across, having six sepals. The leaves are ternate, segments numerous; each leaf springs from the tuber, with the exception of those of the involucre.

In planting this species, it should be kept in mind that it neither likes too much sunshine nor a light soil; under such conditions it may exist, but it will not thrive and scarcely ever flower. When the tuberous roots have become devoid of foliage they may be lifted, and if they have grown to a size exceeding 3in. long and 1in. in diameter, they may be broken in halves with advantage; the sooner they are put back into the ground the better; slight shade from the mid-day sun and good loam will be found to suit them best. When the various colours are kept separate, bold clumps of a score or so of each are very effective; mixed beds are gay, almost gaudy; but the grouping plan is so much better, that, during the blooming period, it is worth the trouble to mark the different colours, with a view to sorting them at the proper time.



Fig. 6. *Anemone Coronaria Flore-pleno*.  
(One-third natural size.)

The nutty roots are often eaten by earth vermin, especially wireworm. Whenever there is occasion to lift the roots it is a good plan to dress them, by repeated dips in a mixture of clay and soot, until they are well coated; they should be allowed to dry for a short time between each dip; this will not only be found useful in keeping off wireworm and similar pests, but will otherwise benefit the plants as a manure.

Flowering period, May and June.

## **Anemone Decapetala**

### ***Nat. Ord. Ranunculaceæ***

New, from North America; has a deteriorated resemblance to *A. alpina* and *A. sulphurea* (which see). The foliage is much less; the flower stems are numerous, close together, stout, and 9in. to 12in. high; they are also branched, but not spreading. The flowers have seven to ten sepals, are an inch across, and of a creamy white colour. The heads of seed are more interesting than their flowers; they form cotton-like globes, 1½in. diameter, and endure in that state for a fortnight. I was inclined to discard this species when I first saw its dumpy and badly-coloured flowers, but the specimen was left in the ground, and time, which has allowed the plant to become more naturally established, has also caused it to produce finer bloom, and it is now a pleasing and distinct species of an interesting character.

The same treatment will answer for this species as for *A. sulphurea*. All the Anemones may be propagated by seeds or division of the roots. The latter method should only be adopted in the case of strong roots, and their division will be more safely effected in early spring, when they can start into growth at once.

Flowering period, May to June.

## Anemone Fulgens

Shining Windflower; *Nat. Ord. Ranunculaceæ*



Fig. 7. *Anemone Fulgens*.  
(Plant, one-eighth natural size.)

This is a variety of *A. hortensis* or *A. pavonina*, all of which much resemble each other. This very showy flower is much and deservedly admired. In sheltered quarters or during mild seasons it will flower at Christmas and continue to bloom for several months. It will be seen by the illustration (Fig. 7) to be a plant of neat habit, and for effect and usefulness it is one of the very best flowers that can be introduced into the garden, especially the spring garden, as there is scarcely another of its colour, and certainly not one so floriferous and durable. Though it has been in English gardens over fifty years, it seems as if only recently its real worth has been discovered. It is now fast becoming a universal favourite. The flowers are 2in. across, and of a most brilliant scarlet colour, produced singly on tall naked stems, nearly a foot high. They vary in number of sepals, some being semi-double. The foliage is bright and compact, more freely produced than that of most Windflowers; it is also richly cut.

It may be grown in pots for conservatory or indoor decoration. It needs no forcing for such purposes; a cold frame will prove sufficient to bring out the flowers in winter. Borders or the moist parts of rockwork are suitable for it; but perhaps it is seen to greatest advantage in irregular masses in the half shade of trees in front of a shrubbery, and, after all, it is impossible to plant this flower wrong, as regards effect. To grow it well, however, it must have a moist situation, and good loam to grow in. It is easily propagated by division of strong healthy roots in autumn.

Flowering period, January to June, according to position and time of planting.

## Anemone Japonica

### Japan Windflower; *Nat. Ord. Ranunculaceæ*

This and its varieties are hardy perennials of the most reliable kinds; the typical form has flowers of a clear rose colour. *A. j. vitifolia* has larger flowers of a fine bluish tint, and seems to be the hybrid between the type and the most popular variety, viz., *A. j. alba*—Honorine Jobert—(see Fig. 8). So much has this grown in favour that it has nearly monopolised the name of the species, of which it is but a variety; hence the necessity of pointing out the distinctions. Frequently the beautiful white kind is sought for by the typical name only, so that if a plant were supplied accordingly there would be disappointment at seeing a somewhat coarse specimen, with small rosy flowers, instead of a bold and beautiful plant with a base of large vine-shaped foliage and strong stems, numerous furnished with large white flowers, quite 2in. across, and centered by a dense arrangement of lemon-coloured stamens, somewhat like a large single white rose. This more desirable white variety sometimes grows 3ft. high, and is eminently a plant for the border in front of shrubs, though it is very effective in any position. I grow it in the border, on rockwork, and in a half shady place, and it seems at home in all. It will continue in bloom until stopped by frosts. The flowers are among the most useful in a cut state, especially when mingled with the now fashionable and handsome leaves of heucheras and tiarellas; they form a chaste embellishment for the table or fruit dishes.

The plant is sometimes much eaten by caterpillars; for this the remedy is soapy water syringed on the under side of the leaves. Earwigs also attack the flowers; they should be trapped by a similar plan to that usually adopted for dahlias.



Fig. 8. *Anemone Japonica Alba* (A. Honorine Jobert).  
(About one-twelfth natural size.)

To those wishing to grow this choice Anemone, let me say, begin with the young underground runners; plant them in the autumn anywhere you like, but see that the soil is deep, and if it is not rich, make it so with well-decayed leaves or manure, and you will have your reward.

Flowering period, August to November.

## **Anemone Nemorosa Flore-pleno**

### **Double Wood Anemone, or Windflower; *Nat. Ord. Ranunculaceæ***

This is the double form of the common British species; in every part but the flower it resembles the type. The flower, from being double, and perhaps from being grown in more exposed situations than the common form in the shaded woods, is much more durable; an established clump has kept in good form for three weeks.

The petals (if they may be so called), which render this flower so pleasingly distinct, are arranged in an even tuft, being much shorter than the outer or normal sepals, the size and form of which remain true to the type. The pure white flower—more than an inch across—is somewhat distant from the handsome three-leaved involucre, and is supported by a wiry flower stalk, 3in. to 5in. long; it is about the same length from the root, otherwise the plant is stemless. The flowers are produced singly, and have six to eight petal-like sepals; the leaves are ternately cut; leaflets or segments three-cut, lanceolate, and deeply toothed; petioles channelled; the roots are long and round, of about the thickness of a pen-holder. This plant grown in bold clumps is indispensable for the choice spring garden; its quiet beauty is much admired.

It enjoys a strongish loam, and a slightly shaded situation will conduce to its lengthened flowering, and also tend to luxuriance. Soon after the flowers fade the foliage begins to dry up; care should, therefore, be taken to have some other suitable flower growing near it, so as to avoid dead or blank spaces. Pentstemons, rooted cuttings of which are very handy at this season for transplanting, are well adapted for such use and situations, and as their flowers cannot endure hot sunshine without suffering more or less, such half-shady quarters will be just the places for them.

The double white Wood Anemone may be propagated by divisions of the tubers, after the foliage has completely withered.

Flowering period, May.

## **Anemone Pulsatilla**

### **Pasque Flower; *Nat. Ord. Ranunculaceæ***

A British species. This beautiful flower has long been cultivated in our gardens, and is deservedly a great favourite. It may not be uninteresting to give the other common and ancient names of the Easter Flower, as in every way this is not only an old plant, but an old-fashioned flower. "Passe Flower" and "Flaw Flower" come from the above common names, being only derivations, but in Cambridgeshire, where it grows wild, it is called "Coventry Bells" and "Hill Tulip." Three hundred years ago Gerarde gave the following description of it, which, together with the illustration (Fig. 9), will, I trust, be found ample: "These Passe flowers hath many small leaues, finely cut or iagged, like those of carrots, among which rise up naked stalks, rough and hairie; whereupon do growe beautiful flowers bell fashion, of a bright delaied purple colour; in the bottome whereof groweth a tuft of yellow thrums, and in the middle of the thrums thrusteth foorth a small purple pointell; when the whole flower is past, there succeedeth an head or knoppe, compact of many graie hairie lockes, and in the solide parts of the knops lieth the seede flat and hoarie, euery seed having his own small haire hanging at it. The roote is thick and knobbe of a finger long, and like vnto those of the anemones (as it doth in all other parts verie notablie resemble) whereof no doubt this is a kinde."



Fig. 9. *Anemone Pulsatilla*.  
(One-half natural size.)

This flower in olden times was used for making garlands, and even now there are few flowers more suitable for such purpose; it varies much in colour, being also sometimes double. It may be grown in pots for window decoration or in the open garden; it likes a dry situation and well-drained soil of a calcareous nature. In these respects it differs widely from many of the other species of Windflower, yet I find it to do well in a collection bed where nearly twenty other species are grown, and where there are both shade and more moisture than in the open parts of the garden. It may be propagated by division of the strong root-limbs, each of which should have a portion of the smaller roots on them. Soon after flowering is a good time to divide it.

Flowering period, March to May.

## Anemone Stellata

Star Windflower; *Nat. Ord. Ranunculaceæ*



Fig. 10. *Anemone Stellata*.  
(One-half natural size.)

This gay spring flower (Fig. 10) comes to us from Italy, but that it loves our dull climate is beyond doubt, as it not only flowers early, but continues for a long time in beauty. *A. hortensis* is another name for it, and there are several varieties of the species, which mostly vary only in the colours of the flowers, as striped, white and purple. The typical form, as illustrated, is seen to be a quaint little plant; its flowers are large, of a shining light purple colour, and star-shaped; the dwarf foliage is of the well-known crowfoot kind. When grown in bold clumps it is richly effective, and, like most other Anemones, is sure to be admired.

It thrives well in a light loam and in slight shade; I have tried it in pots kept in cold frames, where it flowers in mid-winter. It would doubtless make a showy appearance in a cool greenhouse. To propagate it, the roots should be divided after the tops have died down in summer.

Flowering period, February to June, according to position and time of planting.

## Anemone Sulphurea

Sulphur-coloured Windflower; *Syn. A. Apiifolia*; *Nat. Ord. Ranunculaceæ*

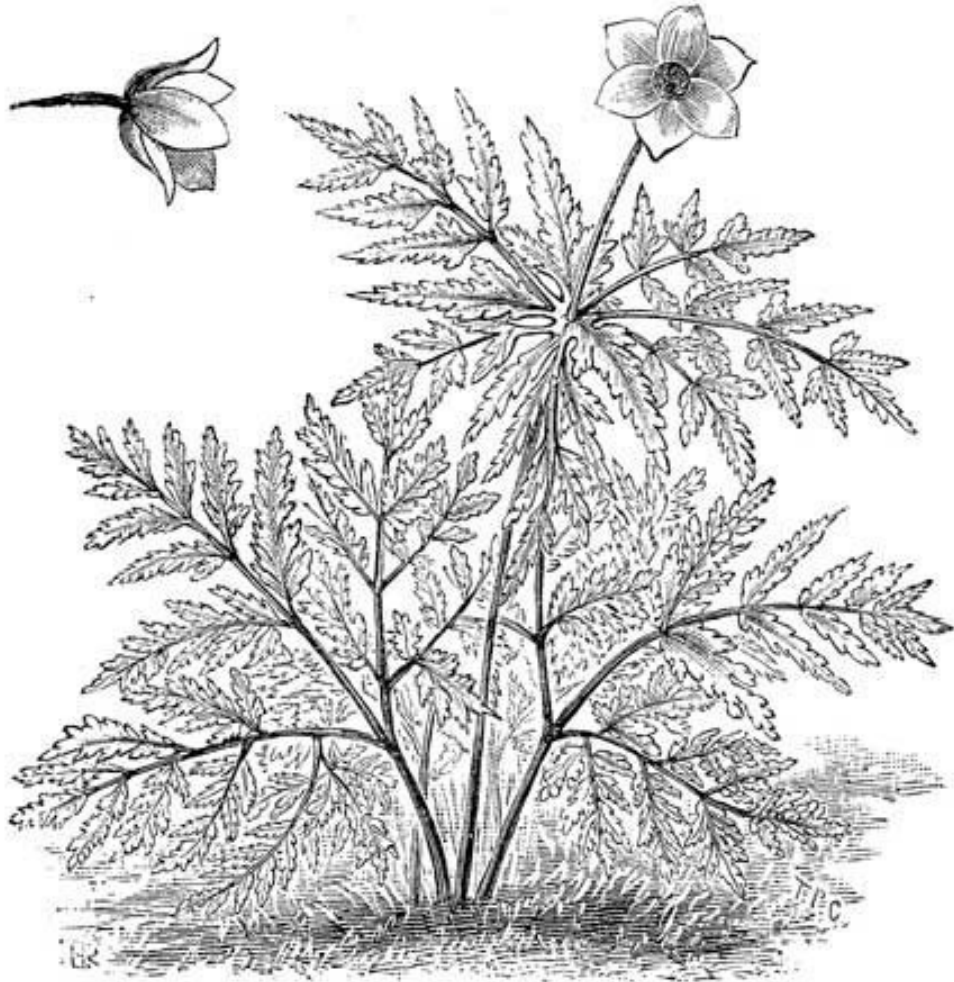


Fig. 11. Anemone Sulphurea.  
(One-fourth natural size.)

This is a grandly beautiful Windflower from Central Europe. The names, combined with the illustration (Fig. 11), must fail to give the reader a proper idea of its beauty; the specific name in reference to the colour falls far short, and cannot give a hint of its handsome form and numerous finely-coloured stamens; and the drawing can in no way illustrate the hues and shell-like substance of the sepals; there is also a softness and graceful habit about the foliage, that the name, *apiifolia* (parsley-leaved), does not much help the reader to realise. It may be parsley-like foliage in the comparative sense and in relation to that of other Anemones, but otherwise it can hardly be said to be like parsley. It is said by some to be only a variety of *A. alpina*; if so, it is not only a distinct but an unvarying form, so much so that by others it is held to be a species; the line of difference in many respects seems so far removed, even granting it to be a variety (as in hundreds of similar cases), as to warrant a specific title. It may be more interesting to state that it is a lovely and showy flower, and that the shortest cut to an enjoyment of its beauties is to grow it.

The flowers are 2in. to 2½in. across when expanded, but usually they are cup-shaped. The six sepals are egg-shaped but pointed, of much substance, and covered with a silky down on the outside, causing them to have changeable hues according to the play of wind and light. The stamens are very numerous, the anthers being closely arranged and of a rich golden colour; the flower stems grow from 9in. to 18in. high, being terminated by one flower; it carries a large and handsome involucre of three leaves, a little higher than the middle of the stem, and just overtopping the radical leaves, umbrella fashion; the leaves of the involucre are like those of the root, but stalkless. The radical leaves are stalked, well thrown out, drooping, and over 1ft. long, ternate and villous; the leaflets are pinnatifid and deeply toothed.

This desirable plant is of the easiest culture, thriving in common garden soil, but it prefers that of a rich vegetable character and a situation not over dry. The flowers are persistent under any conditions, and they are further preserved when grown under a little shade, but it should only be a little.

For propagation see *A. decapetala*.

Flowering period, May and June.

There are two other allied kinds which not only much resemble this, but which flower at or near the same time—viz., *A. alpina* and *A. decapetala*, which see.

## Anemone Sylvestris

### Snowdrop A.; *Nat. Ord. Ranunculaceæ*

This hardy herbaceous species comes from Germany, but it has been grown nearly 300 years in this country. It is distinct, showy, and beautiful; it ranks with "old-fashioned" flowers. Of late this Windflower has come into great favour, as if for a time it had been forgotten; still, it is hard to make out how such a fine border plant could be overlooked. However, it is well and deservedly esteemed at the present time; and, although many have proved the plant and flowers to be contrary to their expectations in reference to its common name, "Snowdrop Anemone," the disappointment has been, otherwise, an agreeable one. It only resembles the snowdrop as regards the purity and drooping habit of its flowers.

Well-grown specimens have an exceedingly neat habit—the foliage spreads and touches the ground, rounding up to the flower stems (which are about a foot high) in a pleasing manner. The earliest flowers are very large—when fully open quite 1½in. across—but they are more often seen in the unopen state, when they resemble a nutmeg in shape. Whether open or shut, they are a pure white, and their pendent habit adds not a little to their beauty, as also does the leafy involucre. The leaves are three-parted, the two lower lobes being deeply divided, so that at a first glance the leaves appear to be five-parted; each of the five lobes are three-cleft, and also dentate, downy, and veined; the leaf stalks are radical, red, long, slightly channelled, and wiry; in all respects the leaves of the involucre resemble those of the root, excepting the size, which is smaller, and the stalks are green, like the flower stems.

In a cut state, the pure satin-white blossoms are fit for the most delicate wreath or bouquet; they have, moreover, a delicious clover-scent. It enjoys a light vegetable soil in a slightly shaded and moist situation; if it could be allowed to ramble in the small openings of a front shrubbery, such positions would answer admirably.

The roots are underground-creeping, which renders this species somewhat awkward to manage when grown with others in a collection of less rampant habit. On the other hand, the disposition it has to spread might very well be taken advantage of by providing it with a good broad space, than which nothing could be more lovely for two months of the year.

It is needless to give directions for its propagation, as the runners spring up all round the parent plant. Slugs are very fond of it, and in early spring, especially when the new growths are appearing, they should be kept in check, otherwise they will eat down into the heart of the strongest plant; a dose of clear lime water will be found effective and will not hurt the new leaves; if this is followed up with a few sprinklings of sand, the slugs will not care to occupy such unpleasant quarters.

Flowering period, May and June.

## Anemone Vernalis

### Shaggy Windflower; *Nat. Ord. Ranunculaceæ*

A curious but pretty alpine species, from the Swiss Alps, consequently very hardy. It is not a showy subject, but its distinctions are really beautiful, and commend it to those who love to grow plants of a *recherché* character.

The illustration (Fig. 12) will give some idea of it, but no description can convey even an approximate notion of its flowers, which are produced singly, on short, stout, hairy stems, about 5in. high. For so small a plant the flower is large, more than an inch across when expanded, but usually it keeps of a roundish, bell-shaped form. Its colour is a bluish-white inside, the outside being much darker. It would be violet, were not the hairs so long and numerous that they form a brownish coat which is, perhaps, the most remarkable trait of this species. The leaves, too, are very hairy—twice, and sometimes thrice, divided, rather small, and also few.



Fig. 12. *Anemone Vernalis* (Shaggy Anemone).  
(One-half natural size.)

This little plant is most enjoyed when grown in pots. It may be plunged in sand or ashes in an open space, but it should never be allowed to suffer for moisture. When so grown, and just before the flowers open, it should be removed to a cool, airy frame, where it should also be plunged to keep its roots cool and moist; it will require to be very near the glass, so as to get perfect flowers. Such a method of growing this flower affords the best opportunity for its close examination; besides, it is so preserved in finer and more enduring form. It thrives well in lumpy peat and loam, but I have found charcoal, in very small lumps, to improve it, as it does most plants grown in pots, especially such as require frequent supplies of water. The slugs are very fond of it; a look-out for them should be kept when the plants are growing, and frequent sprinklings of sharp ashes will be found useful.

Flowering period, April and May.

## **Anthericum Liliago**

### **St. Bernard's Lily; *Nat. Ord. Liliaceæ***

This may be grown as a companion to St. Bruno's Lily, though not so neat in habit or rich in bloom. In all respects it is very different. It is taller, the flowers not half the size, and more star-shaped, foliage more grassy, and the roots creeping and jointed.

All the Anthericums named by me will do in ordinary soil, but prefer a fat loam of considerable depth. If, therefore, such conditions do not exist, there should be a good dressing of well-rotted stable manure turned in, and a mulching given in early spring.

Anthericums are propagated by division of the roots, which should be carefully performed during the autumn. After such mutilation they should not be disturbed again for three years, or they will deteriorate in vigour and beauty.

Flowering period, June and July.

## **Anthericum Liliastrum**

### **St. Bruno's Lily; *Nat. Ord. Liliaceæ***

This charming plant is a native of Alpine meadows, and is known by other names, as *Paradisica* and *Cyackia*, but is more commonly called St. Bruno's Lily. It is emphatically one of the most useful and handsome flowers that can be grown in English gardens, where, as yet, it is anything but as plentiful as it ought to be. Not only is it perfectly hardy in our climate, but it seems to thrive and flower abundantly. It is fast becoming a favourite, and it is probable that before long it will be very common, from the facts, firstly, of its own value and beauty, and, secondly, because the Dutch bulb-growers have taken it in hand. Not long ago they were said to be buying stock wherever they could find it. The illustration (Fig. 13) shows it in a small-sized clump. Three or four such specimens are very effective when grown near together; the satin-like or shining pure white flowers show to greater advantage when there is plenty of foliage. A number planted in strong single roots, but near together, forming a clump several feet in diameter, represent also a good style; but a single massive specimen, with at least fifty crowns, and nearly as many spikes of bloom just beginning to unfold, is one of the most lovely objects in my own garden.

The chaste flowers are 2in. long, six sepalled, lily-shaped, of a transparent whiteness, and sweetly perfumed; filaments white, and long as the sepals; anthers large, and thickly furnished with bright orange-yellow pollen; the stems are round, stout, 18in. high, and produce from six to twelve flowers, two or three of which are open at one and the same time. The leaves are long, thick, with membranous sheaths, alternate and stem-clasping, or semi-cylindrical; the upper parts are lanceolate, dilated, subulate, and of a pale green colour. The roots are long, fleshy, brittle, and fasciculate.



Fig. 13. *Anthericum Liliastrum*.  
(One-sixth natural size); blossom, one-fourth natural size.)

This plant for three or four weeks is one of the most decorative; no matter whether in partial shade or full sunshine, it not only flowers well, but adorns its situation most richly; the flowers, in a cut state, are amongst the most useful and effective of hardy kinds—indeed, they vie with the tender exotics.

Flowering period, June and July.

*A. l. major* is a new variety in all its parts like the type, with the exception of size, the flowers being larger by nearly an inch. The variety is said to grow to the height of 8ft.

## **Anthyllis Montana**

### **Mountain Kidney Vetch; *Nat. Ord. Leguminosæ***

For rockwork this is one of the most lovely subjects. It is seldom seen, though easy to grow, perfectly hardy, and perennial. It is classed as an herbaceous plant, but it is shrubby, and on old specimens there is more wood than on many dwarf shrubs. It is of a procumbent habit, and only 4in. to 6in. high in this climate. It comes from the South of Europe, where it probably grows larger.

In early spring the woody tips begin to send out the hoary leaves; they are 3in. to 6in. long, and from their dense habit, and the way in which they intersect each other, they present a pleasing and distinct mass of woolly foliage.

The leaves are pinnatifid, leaflets numerous, oval, oblong, and very grey, nearly white, with long silky hairs.

The flowers are of a purple-pink colour, very small, and in close drumstick-like heads. The long and numerous hairs of the involucre and calyx almost cover over the flowers and render them inconspicuous; still, they are a pretty feature of the plant; the bloom stands well above the foliage on very downy, but otherwise naked stalks.

When planted in such a position that it can rest on the edge of or droop over a stone, strong specimens are very effective. It seems to enjoy soil of a vegetable character, with its roots near large stones. I have heard that it has been found difficult to grow, but that I cannot understand. I fear the fault has been in having badly-rooted plants to start with, as cuttings are very slow in making an ample set of roots for safe transplanting. Its increase by division is no easy matter, as the woody stems are all joined in one, and the roots are of a tap character. Seed seldom ripens; by cuttings appears to be the readier mode of propagation; if these are taken off in early spring, put in a shady position, and in leaf soil, they will probably root as the seasons get warmer.

Flowering period, June and July.

## Apios Tuberosa

*Syn. Glycine Apios; Nat. Ord. Leguminosæ*

This is a pretty climber, or, more strictly speaking, a twiner; it is hardy, tuberous, and perennial. The tubers resemble potatoes, but incline to pear-shape, as implied by the generic name. 240 years ago it was introduced from North America; still, it is seldom met with, notwithstanding its good habit and colour. It is one of those happy subjects which most conduce to the freshness and wild beauty of our gardens; the dark and glossy verdure is charmingly disposed in embowerments by means of the delicate twining stems; and though it grows apace, there is never an unsightly dense or dark mass, so commonly seen in many climbers, but, instead, it elegantly adorns its station, and the outlines of its pretty pinnate leaves may easily be traced against the light.

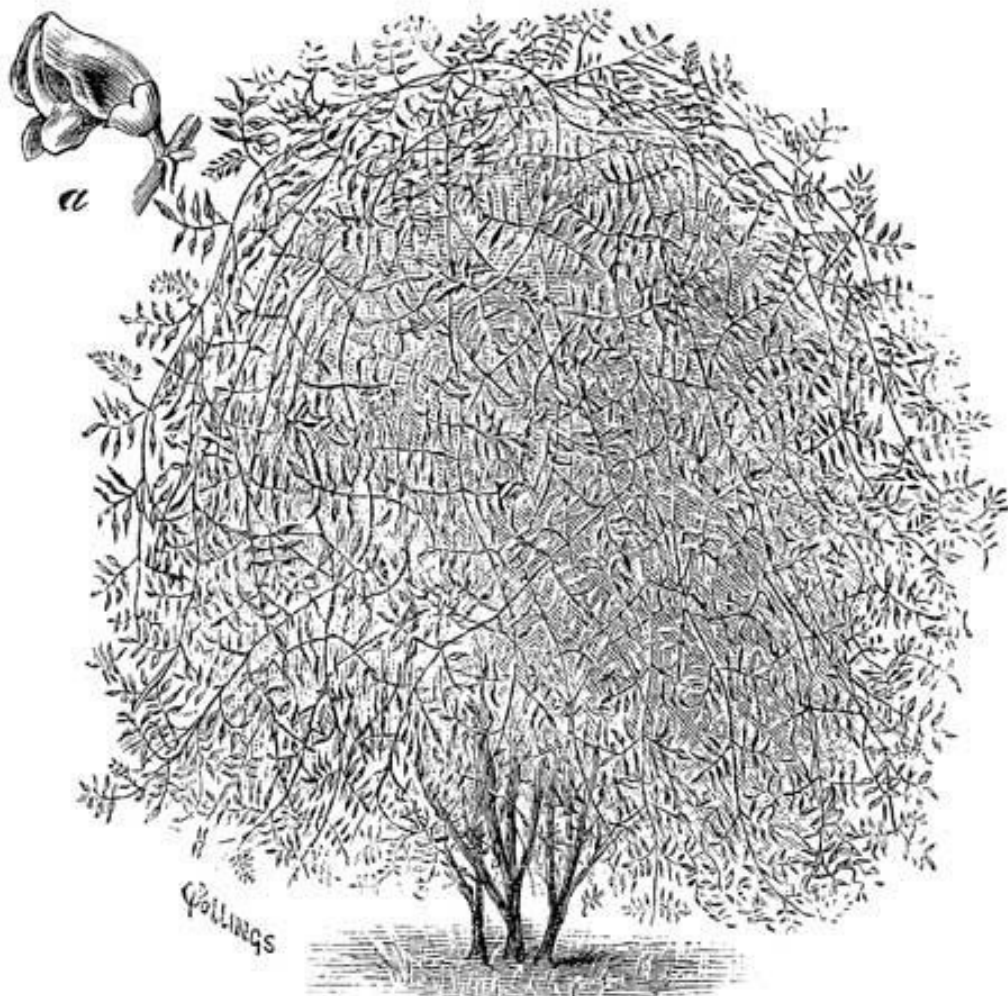


Fig. 14. *Apios Tuberosa*.  
(One-twelfth natural size; *a*, flower, natural size.)

As may be seen by the illustration (Fig. 14), it is in the way of a climbing bean. The flowers are purple and borne in small clusters from the axils of the leaves, and, of course, as indicated by the order to which it belongs, they are like pea flowers; they are produced a long time in succession,

providing the frosts do not occur; they have the scent of violets. The leaves are distantly produced on fine wiry stems, which grow to the length of 12ft.; they are pinnate, the leaflets being of various sizes, oval, smooth, and of a dark shining green colour.

The roots are not only peculiar in the way already mentioned, but the tubers have the appearance of being strung together by their ends. They are edible, and where they grow wild they are called "ground nuts." From the description given it will be easy to decide how and where it should be planted.

There should be provision made for its twining habit, and it may have the liberty of mixing its foliage with that of less beautiful things during autumn, such, for instance, as the bare *Jasmine nudiflora*; its spare but effective leaves and flowers will do little or no harm to such trees, and after the frosts come the jasmine will be clear again. It may also be grown with happy results as shown in the illustration, needing only a well-secured twiggy bush. Cut as sprays it is very serviceable for hanging or twining purposes.

It most enjoys a light soil, also a sunny situation. Sometimes it has been found slow at starting into growth when newly planted; this, however, can hardly be the case with newly lifted tubers. I may add that it is no uncommon thing for these to be out of the ground for weeks and months together, when they not only become hard and woody, but when suddenly brought in contact with the damp earth rot overtakes them. There is no difficulty whatever with fresh tubers, which may be lifted after the tops have died off. Beyond securing fresh roots, there is nothing special about the culture of this desirable climber.

Flowering period, August to October.

## Arabis Lucida

### Shining Rock Cress; *Nat. Ord. Cruciferae*

This member of a well-known family of early spring flowers is desirable, for its neat habit and verdancy. There is not a particle of sere foliage to be seen, and it has, moreover, a glossy appearance, whence the specific name. The flowers are not of much effect, though, from their earliness, not without value; they are in the way of the flowers of the more common species, *A. alpina*, but less in size; they are also more straggling in the raceme; these two features render it inferior as a flower; the stalks are 3in. to 6in. high. The leaves are arranged in lax flattened rosettes, are 1in. to 3in. long, somewhat spatulate, notched, fleshy, of a very dark green colour, and shining. The habit is dense and spreading, established tufts having a fresh effect. Though an Hungarian species, it can hardly have a more happy home in its habitat than in our climate. Where verdant dwarf subjects are in request, either for edgings, borders, or rockwork, this is to be commended as one of the most reliable, both for effect and vigour. In the last-named situation it proves useful all the year round, but care should be taken that it does not overgrow less rampant rock plants.

*A. l. variegata* is a variety with finely-marked leaves. The bloom resembles that of the type, but is rather weaker. It is better to remove the flowers of this kind, as then the rather slow habit of growth is much improved, as also is the colour of the foliage. The leaves being more serviceable and effective than the bloom, the uses should be made of it accordingly. They are broadly edged with yellow, the green being lighter than that of the type, but equally bright; the ends of the leaves are curled backwards, but, with the exception of being a little smaller, they are similar in shape to the parent form. This is a gem for rockwork, and, if it did not belong to a rather ordinary race of plants, it would, perhaps, be more often seen in choice collections. This, however, does not alter its worth. Seen in crevices of dark stone on rockwork, or in bold tufts near the walks, or planted with judgment near other dwarf foliaged subjects, it ever proves attractive. It is much less rampant, and, perhaps, less hardy than the type. It has only been during the recent very severe winters, however, that it has been killed. The *Arabis* is easily propagated by slips or rootlets, which should be taken after flowering. The variegated form is better for being so propagated every year. If bold patches are desired, they should be formed by planting a number together, 3in. or 4in. apart.

Flowering period, February to June.

## **Aralia Sieboldi**

### **Siebold's Aralia; *Nat. Ord. Araliaceæ***

The present subject (see Fig. 15)—beautiful, hardy, and evergreen—is a species of recent introduction; still, it has already become well known and distributed, so much so that it scarcely needs description; but there are facts in reference to it which would seem to be less known. It is seldom seen in the open garden, and many amateurs, who otherwise are well acquainted with it, when they see it fresh and glossy in the open garden in the earliest months of the year, ask, "Is it really hardy?" Not only is such the case, but the foliage, and especially the deep green colour, are rarely so fine when the specimens have indoor treatment, and, on this account, the shrub is eminently suitable for notice here.



Fig. 15. *Aralia Sieboldi*.  
(One-tenth natural size.)

The order *Araliaceæ* is nearly related to *Umbelliferaæ*, from which fact an idea may be had of the kind and arrangement of the flowers. Many of the genera of the order *Araliaceæ* are little known; perhaps the genus *Hedera* (ivy) is the only one that is popular, and it so happens to immediately follow the genus *Aralia*. To remember this will further assist in gleaning an idea of the form of blossom, as that of ivy is well known. *Aralia Sieboldi*, however, seldom flowers in this climate, either in or out of doors. When it does, the white flowers are not of much value; they are small, like ivy blossom in form, but more spread in the arrangement. There are five sepals, five petals, five styles, and five cells in the berries. The flowers are produced on specimens 2ft. to 5ft. high during winter, when favourable. The leaves, when well grown, are the main feature of the shrub, and are 12in. or more across. This size is not usual, but a leaf now before me, and taken from an outside specimen, measures over a foot, with a stout round stalk, 13in. long; the form of leaf is fan-shaped, having generally seven lobes, each

supported by a strong mid-rib; the lobes are formed by divisions rather more than half the diameter of the leaf; they are slightly distant, broadly lance-shaped, waved at the edges, toothed near the ends, the teeth being somewhat spiny; the substance is very stout and leather-like to the touch; the upper surface is a dark shining bronzy-green, beautifully netted or veined; the under surface is a pale green, and richly ornamented by the risen mid-ribs and nerves of the whole leaf; the leaf-stalks are thick, round, bending downwards, and 6in. to 18in. long, springing from the half woody stem.

The habit of the shrub is bushy, somewhat spreading, causing the specimens to have a fine effect from their roundness, the leaf arrangement also being perfect. Without doubt this is one of the most distinct and charming evergreens for the ornamental garden, sub-tropical in appearance, and only inferior to palms as regards size; it is effective anywhere. It need not be stated that as a vase or table decoration it ranks with the best for effect and service, as it is already well-known as such. In planting this subject outside, young but well-rooted examples should be selected and gradually hardened off. At the latter end of May they should be turned out of the pots into a rich but sandy loam. The position should be sunny, and sheltered from the north. Some have advised that it should be grown under trees, but I have proved that when so treated the less ripened foliage has suffered with frost, whilst the specimens fully exposed to the sun have not suffered in the least; they would droop and shrivel as long as the frost remained, but as soon as the temperature rose they became normal, without a trace of injury. When planted as above, young specimens will soon become so established and inured to open-air conditions, that little concern need be felt as regards winter; even such as were under trees, where they continued to grow too long, and whose tender tops were cut away by frost, have, the following summer, made a number of fresh growths lower down the stems. I should like to say that on rockwork this shrub has a superb effect, and I imagine the better drained condition of such a structure is greatly in favour of its health and hardiness. The propagation is by means of cuttings; slips of half-ripened wood, taken during the warmest months, if put in sandy loam in a cucumber frame, will root like willow. As soon as roots have formed, pot them separately and plunge the pots in the same frame for a week or two, then harden off. For the first winter the young stock ought to be kept either in a greenhouse or a cold frame, and by the end of the following May they will be ready to plant out. A well-drained position is important.

Flowering period, November to March, in favourable or mild seasons.

## Arisæma Triphyllum

**Syns. *A. Zebrinum* and *Arum Triphyllum*; Common Names, Three-leaved Arum and Jack-in-the-Pulpit; Nat. Ord. Araceæ**

A hardy tuberous-rooted perennial from North America. I will at once explain that the above leading name is not the one generally used here, but in America, where the species is common, botanists have adopted it; besides, it is, as will be seen from the following description, very distinct from other Arums. The Syn. *Arisæma zebrinum*, as given, belongs really to a variety of *A. triphyllum*, but the type is marked in its flowers zebra-like, and there are many shades and colours of it, therefore both or either of the names may be used for the different forms, with a fair degree of propriety, as in fact they are.

There is a doubt with some as to the hardiness of this plant; in my mind there is none whatever. It is no stranger to frosts in its habitats, but I do not found my conviction on anything but my experience of it. It has been grown fully exposed for two winters, and sometimes the frosts must have gone as far down as the roots.

There is nothing showy about this plant, but there is something which stamps it as a fitting subject for a garden of choice plants; its bold, dark green foliage and quaint-looking flowers render it desirable on the score of distinctness. It has, moreover, a freshness upon which the eye can always linger. The flowers are in general form like the calla-lily; the upper part of the spathe, or sheathing leaf, which is really the calyx, is, however, more elongated, pointed, and hooked; otherwise the spathe is erect, slightly reflexed just above the folded part, giving the appearance of a pair of small lobes; this—the calyx—is really the most conspicuous part of the flower; in the belly it is beautifully striped with broad lines of a purplish-brown colour, which shade off to an inch of green in the middle, when they form again, and continue to the tip of the spathe, which will be 4in. to 6in. long, and nearly 2in. broad at the widest part; these lines run between the ribs, and, as before hinted, they are of various colours, such as brown, purple, pink, and green. The ribs are nearly white, and the green parts are very pale. The spadix is over 3in. long, club-shaped, spotted with brown, very much so near the end. The anthers at the base of the spadix are curious, and should be examined. They are invisible until the folded part of the spathe is opened; they are numerous, arranged in a dense broad ring, sessile, and nearly black. This curious flower is produced on a stout, round scape, a foot or more in height. The leaves are radical, having a stalk a foot long. They are, as the specific name implies, divided into three parts, each being of equal length, entire, wavy, and pointed. The whole plant has a somewhat top-heavy appearance (see Fig. 16), but I never saw it broken down by the weather. It makes quick growth in spring, the scape appearing with the leaves; in late summer it dies down. It looks well in quiet nooks, but it also forms a good companion to showy flowers in more open situations; in a cut state, for dressing "old-fashioned" vases, nothing could be in better character, a few leaves of yarrow, day lily, flag, or similar foliage being all it will require.



Fig. 16. *Arisæma Triphyllum*.  
(One-fourth natural size.)

It may be transplanted, any time from September to the end of January, into good light loam or leaf soil, 4in. or 6in. deep; if there should be a dry season during the period of growth, the plant should be well watered. To increase it, the tubers may be divided every third year, providing the growth has been of a vigorous tone. I may add, that, from its tall and not over-dense habit, there may with advantage, both to it and the plants used, be a carpet grown underneath—ivy, vincas, or sweet woodruff for some situations, and brighter subjects for more conspicuous parts of the garden, such as the finer kinds of mimulus, ourisia, alpine aster, and dwarf iris.

Flowering period, June and July.

## Arum Crinitum

### Hairy Arum, or Dragon's Mouth; *Nat. Ord. Araceæ*

As may be seen by the illustration (Fig. 17), this is a most singular plant. It proves hardy in this climate if its position is selected; in other words, it is not hardy in all kinds of soils and situations, but if planted four or five inches deep, in sandy or half decayed vegetable mould, facing the south, there is little to fear either as regards hardiness or its thriving. I think, therefore, it may be called hardy. It is far more interesting than handsome, but there is at the present time an evident desire amongst amateurs to grow the various Arums, and more especially has this one been sought after; I have, therefore, introduced it amongst more beautiful flowers, and given an enlarged drawing of the entire plant, together with the spathe in its unopened state.

The plant is a native of Minorca, and was imported in 1777. In this climate it grows to the height of 18in., developing the flower with the foliage. It is produced on a stout scape nearly 1ft. high, of a pale green colour, marked with dark short lines and spotted with delicate pink dots. The folded spathe is of leather-like substance, rough, almost corky in texture; also variously marked and tinted. At the base there are a number of green lines arranged evenly and longitudinally on a nearly white ground. A little higher—the belly part—the lines are less frequent, irregular, and mixed with pink dots. Still higher, the ground colour becomes pale green, the lines dark green, and the pink spots are changed to clouded tints; the remainder of the folded spathe—to the tip—is a mixture of brown and green dots, the total length being fully 9in. When the spathe opens, it does so quickly, bending more than half its length outwards, the division looking upwards. To those who have not before seen the plant at this stage, it will prove an interesting surprise; the odour, however, is repulsive. The spathe at its widest part is 6in. broad, and tapers off to a blunt point. It is of a dark purple colour and covered with long bent dark hairs, whence the specific name. They are curiously disposed, and remind one of some hairy animal that has been lifted out of the water the wrong way as regards the direction of the hair. The spadix is comparatively small, black, and also covered with hairs. The flower should be closely watched if its peculiarities are to be fully noted, as it not only opens quickly but soon begins to wither. During the short period that the flower is open the lower part of the spathe or belly becomes filled with all kinds of flies, being held by the spear-like hairs.



Fig. 17. *Arum Crinitum*.  
(One-fourth natural size.)

The leaves have long stalks, marked and tinted in a similar manner to that of the scape. They are curiously formed and twisted, pedate or bird-foot shaped, the outer segments twice cut, lance-shaped, and turned inwards or over the main part of the leaf; the leaves are of a deep green colour, and of good substance; they seldom exceed four in number to each plant or tuber.

This curious species should, as above indicated, have a warm situation, where it will also be comparatively dry in winter. Its propagation may be effected by division of the roots of strong specimens.

Flowering period, June and July.

## Asters

### **Michaelmas Daisies, or Starworts; Nat. Ord. Compositæ**

Hardy, perennial, and herbaceous. These are a numerous family, and many of them have an ungainly habit and insignificant flowers—in fact, are not worth growing, save as wild flowers in unfrequented places. I will mention a few of the finer sorts, which are mostly species: *A. diversifolius*, *A. ericoides*, *A. grandiflorus*, *A. pendulus*, and *A. Dumosus*, these are all good, both in habit and flowers; *ericoides* and *pendulus* make really handsome bushes, but the very beautiful *A. amellus*, and its more dwarf variety (*A. Mdme. Soyance*), have tempted me to write of these old-fashioned plants, which may be said to be wholly distinct, as their flowers are so very much brighter (dark purple, with a clear yellow centre), and the rays so much more evenly and compactly furnished. Their stems are 2ft. to 3ft. high, and flowered half their length with clusters of bloom about the size and form of full-grown field daisies. These wand-like spikes in a cut state are bright and appropriate decorations. In vases they are very effective, even when used alone. The flowers are very lasting, either cut or otherwise; the plants will bloom six or eight weeks.

These subjects will thrive in almost any kind of soil or position, opening their flowers during the dullest weather, and though they like sunshine, they will not wait for it. It is scarcely needful to further describe these well-known flowers, but, as well as the species, there are some bright and beautiful varieties which merit further notice. All the Starworts are easily increased by root division any time.

Flowering period, August to November.

## Aster Alpinus

### Alpine Starwort, or Blue Daisy; *Nat. Ord. Compositæ*

An exceedingly beautiful and very much admired alpine plant, which does not die down like most of the Starworts, but has woody stems; it is seldom seen more than a foot high, and its large bright purple flowers seem disproportionate. This is one of the plants which should have a place in every garden, and more especially in rock gardens. There cannot well be a more neat and telling subject; the form and size of its flowers are not often seen on such dwarf plants, and it also has the merit of being a "tidy" subject when not in bloom. The illustration (Fig. 18) will give a fair idea of its main features. Its purple flowers, which are fully 2in. across, have for many days an even and well-expanded ray, when the florets curl or reflex; the disk is large, and numerous set with lemon-yellow florets; the flowers are well lifted up on stout round stems, covered with short stiff hairs, and furnished with five or six small leaves; the main foliage is of compact growth, lance-shaped, entire, spatulate and covered with short hairs.



Fig 18 Aster Alpinus.  
(One-third natural size.)

Considering that this plant has been in English gardens for 220 years, and that its merits must be seen by anyone at a glance, it is hard to say why it is not better known; even in choice and large collections it always proves attractive when in flower. The blooms in a cut state are very durable; they not only hold together, but also keep a good colour. Under cultivation it is in no way particular; it will endure anything but being deprived of light; from its dwarf, stout, and shrubby character, it would form a useful and a handsome edging to the larger walks; and by growing it so extensively an enviable supply of flowers for cutting would be at hand.

A stock of young plants may soon be got up by division of strong roots after the flowering season; such pieces as have roots may be planted at once in their permanent quarters; the rootless parts should be dibbled into light sandy loam and shaded with branches for a week or two.

Flowering period, June and July.

*A. a. albus* is a white-flowered variety, blooming about the same time. There does not appear to be that vigour about it which characterises the type; this, however, is not the only shortcoming; when compared with the rich purple flower, the white one, with its large yellow disk, appears, to say the least, a questionable improvement.

## Aster Ptarmicoides

### Bouquet Starwort; *Nat. Ord. Compositæ*

This Starwort is a very recently-imported species from North America. Like many other things which have proved worthless as decorative flowers, this was highly praised, but for a while its weedy-looking foliage caused suspicion; after becoming well established, it flowered, and, I am glad to say, proves a most distinct and useful Starwort. Its small white flowers much resemble the field daisy, but they are borne on densely-branched stems in hundreds; in fact, the plant, which grows nearly 2ft. high, seems to be nearly all flowers. Each one has a single ray of shining white florets, narrow and separate. Those of the disk are of a canary-yellow colour; the imbricated calyx is pear-shaped; pedicels slender, bent, wiry, and furnished with very small leaves; main stems hispid, woody, and brittle. The leaves of the root are 2in. to 4in. long, smooth, entire, linear, almost grass-like; those of the stems much less, becoming smaller as they near the flowers; they are somewhat rough, partaking of the quality of the stems. The habit of the plant is much branched, the spreading clusters of flowers being six or ten times the size of the plant, so that it becomes top-heavy; it blooms for many weeks, and is not damaged by coarse weather. Amongst other Asters it shows to advantage, flowering earlier than most of them, but lasting well into their period of bloom. It is sure to prove a useful white autumnal flower; small sprays when cut look better than on the plant, as they are then seen to be well spread and rigidly held by means of their wiry stalks; they have the scent of Southernwood. It grows well with me in ordinary garden loam, the situation being well exposed to the sun. It may be readily propagated by root division.

Flowering period, August to October.

## Bellis Perennis

### Common Perennial Daisy; *Nat. Ord. Compositæ*

This native plant, the commonest flower of the field and wayside, and the weed of our grass-plots, is the parent form of the handsome and popular double kinds seen in almost every garden. Well known as these flowers are, it may prove interesting to learn a little more about the fine large double crimson and white kinds—their treatment, for instance—in order to have abundance of flowers during the earliest months of the year; and the uses to which they may be most advantageously put; for, common as are the Daisies, they are, without doubt, amongst the most useful flowers we possess. First, I will briefly give the names and descriptions of the more distinct varieties.

*B. p. aucubifolia* is the Double Daisy, having a beautifully variegated foliage, mottled with golden-yellow in the way of the aucuba.

*B. p. fistulosa*.—This is the double crimson or pink Daisy, having its florets piped or quilled (see Fig. 19).

*B. p. hortensis* embraces all the double forms raised and cultivated in gardens, no matter what colour, and so distinguished from the typical form of the fields.

*B. p. prolifera* is that curious and favourite kind called "Hen and Chickens." The flowers are double, and from the imbricate calyx of the normal flower there issue a number of smaller Daisies having straggling florets; the whole on one main stalk presenting a bouquet-like effect.

These kinds, the specific names of which are not only descriptive, but amply embrace the group, are much added to by flowers having other names and minor distinctions, the latter, for the most part, being only shades or mixtures of colour—as crimson, pink, white, and bicolours. The florets in many kinds are exceedingly pretty, from the way in which they are tipped and shaded; notably, a new variety that was sent me under the name of Dresden China. These sorts having different tints are usefully named with "florists'" names—as Pearl, Snowball, Rob Roy, Sweep, Bride, &c. I may say that I have long grown the Daisy largely, Bride and Sweep being the favourite kinds; both are robust growers, very hardy and early. Bride is the purest white, with florets full, shining, and well reflexed; rather larger than a florin, and when fully developed has a half globular appearance; another good point is its flower stalks being 4in. to 5in. long, which renders it serviceable as cut bloom. Sweep is not quite so large, though a good-sized Daisy, it also opens more flat; its colour, however, is first rate, it is the darkest crimson Daisy I ever saw, is of a quilled form and very full. Its chief point is its constant colour; if the florets are examined, they are the same deep crimson underneath as on the face of the flower; this, together with its long stalks, renders it useful, too, in a cut state.



Fig. 19. *Bellis Perennis Fistulosa*.  
(One-third natural size.)

To grow this useful flower well and render it doubly valuable by having it in bloom in mid-winter, requires three things: First, timely transplanting; secondly, rich soil; thirdly, partial shade; these conditions will be more briefly and, perhaps, clearly explained, if I state my method. At the end of May or fore part of June, plenty of good rotten stable manure is wheeled into the bush-fruit quarters; it is worked in with a fork, so as to do as little damage as possible to the bush roots. A line is drawn, and the old Daisy roots which have just been taken up are trimmed by shortening both tops and roots. They are severely divided, and the pieces planted 6in. apart in rows 8in. asunder. In such a cool, moist situation they soon form good tufts, and I need scarcely say that the dressing of manure has also a marked effect on the fruit crop. A planting so made is not only a cheerful carpet of greenery during winter, but is well dotted over with bloom. The plants being well established in rich soil, and having the shelter of the bushes during summer and winter, are the conditions which have conduced to such early flowers. This is the method I have adopted for years, and both Daisies and fruit have been invariably good crops. I ought, however, to say that beds more exposed, together with the fact that the Daisy roots have to be transplanted in October or November, never flower so early, from which it will be seen that the treatment explained hardly applies to such bedding; but where a breadth of bloom is required, say, for cutting purposes, I know no better plan. As cut bloom the daisy is charming in glass trays on a bed of moss, or even in small bouquets, mixed with the foliage of pinks, carnations, and rosemary. Such an arrangement has at least the merit of sweet simplicity, and somehow has also the effect of carrying our thoughts with a bound to spring-time.

The ancient names for this "old-fashioned" flower were "Little Daisies" and "Bruisewoorte." The latter name, according to Gerarde, was applied for the following reasons: "The leaues stamped, taketh away bruises and swellings proceeding of some stroke, if they be stamped and laide thereon, whereupon it was called in olde time Bruisewoorte. The iuice put into the eies cleareth them, and taketh away the watering;" and here is a dog note: "The same given to little dogs with milke, keepeth them from growing great."

Flowering period, February to July.

## **Bocconia Cordata**

**Syn. *Macleaya Cordata*; Nat. Ord. *Papaveraceæ***

A hardy herbaceous perennial from China. It is a tall and handsome plant; its fine features are its stately habit, finely-cut foliage, and noble panicles of buds and flowers; during the whole progress of its growth it is a pleasing object, but in the autumn, when at the height of 7ft. it has become topped with lax clusters of flowers, over 2ft. long, it is simply grand. There are other names in trade lists, as *B. japonica* and *B. alba*, but they are identical with *B. cordata*; possibly there may be a little difference in the shades of the flowers, but nothing to warrant another name. Having grown the so-called species or varieties, I have hitherto found no difference whatever; and of the hardy species of this genus, I believe *B. cordata* is the only one at present grown in English gardens. During spring and early summer this subject makes rapid growth, pushing forth its thick leafy stems, which are attractive, not only by reason of their somewhat unusual form, but also because of their tender and unseasonable appearance, especially during spring; it is rare, however, that the late frosts do any damage to its foliage. It continues to grow with remarkable vigour until, at the height of 5ft. or more, the flower panicles begin to develop; these usually add 2ft. or more to its tallness.

The flowers are very small but numerous, of an ivory-white colour; they are more beautiful in the unopened state, when the two-sepalled calyx for many days compresses the tassel-like cluster of stamens. Each half of the calyx is boat-shaped, and before they burst they have the form and colour of clean plump groats; as already hinted, the stamens are numerous, and the anthers large for so small a flower, being spathulate. As soon as the stamens become exposed, the calyx falls, and in a short time—a few hours—the fugacious anthers disappear, to be followed only a little later by the fall of the filaments; there is then left a naked but headed capsule, half the size of the buds, and of the same colour; they may be traced on the panicle in the illustration (Fig. 20). From the fading quality of the above-named parts, the buds and capsules chiefly form the ornamental portion of the compound racemes.



Fig. 20. *Bocconia Cordata*.

(About one-twentieth natural size; blossom, one-half natural size.)

The leaves are from 8in. to 10in. in diameter, the largest being at the base of the tall stems; their outline, as the specific name implies, is heart-shaped, but they are deeply lobed and dentate, in the way of the fig leaf, but more profusely so; they are stalked, of good substance, glaucous, nearly white underneath, which part is also furnished with short stiff hairs. The glaucous hue or farina which covers the leaf-stalks and main stems has a metallic appearance, and is one of its pleasing features as a decorative plant. For many weeks the flowers continue to be developed, and from the deciduous quality of the fading parts, the panicles have a neat appearance to the last. In a cut state the long side branches of flowers, more than a foot long, are very effective, either alone or when mixed with other kinds, the little clusters of white drop-like buds being suitable for combination with the choicest flowers.

As a decorative specimen for the more ornamental parts of the garden, and where bold subjects are desired, there are few herbaceous things that can be named as more suitable; from the day it appears above the ground, to and throughout its fading days in the autumn, when it has pleasing tints, it is not only a handsome but distinct form of plant; as an isolated specimen on the lawn, or by frequented walks, it may be grown with marked effect; if too nearly surrounded with other tall

things, its beauty is somewhat marred; but wherever it is planted it should have a good fat loam of considerable depth. I ought not to omit saying that it forms a capital subject for pot culture; plants so treated, when 12in. or 18in. high, no matter if not then in flower, are very useful as window or table plants; but of course, being herbaceous, they are serviceable only during their growing season; they need not, however, be a source of care during winter, for they may with safety be plunged outside in a bed of ashes or sand, where they will take care of themselves during the severest weather.

It may be propagated by cuttings taken from the axils of the larger leaves during early summer; if this method is followed, the cuttings should be pushed on, so that there are plenty of roots before the winter sets in. I have found it by far the better plan to take young suckers from established plants; in good rich soil these are freely produced from the slightly running roots; they may be separated and transplanted any time, but if it is done during summer they will flower the following season. Tall as this subject grows, it needs no supports; neither have I noticed it to be troubled by any of the garden pests.

Flowering period, September to August.

## Bulbocodium Trigynum

**Syns. *Colchicum Caucasicum* and *Merendera Caucasicum*; Nat. Ord. Melanthaceæ**

This pretty miniature bulbous plant is very hardy, flowering in winter. It is a scarce flower, and has recently been represented as a new plant. As a matter of fact, it is not new, but has been known under the above synonymous names since 1823, when it was brought from the Caucasus. In general appearance it is very different from the *Colchicum* (Sprengle), as may be seen by the drawing (Fig. 21), and *Merendera* (Bieberstein) is only another Spanish name for *Colchicum*. The new name, authorised by Adams, may have been the cause, all or in part, of its being taken for a new species. The specific name may be presumed to be in reference to either its deeply-channelled, almost keeled leaves, which have the appearance of three corners, or in allusion to the triangular way in which they are disposed. It is a desirable flower for several reasons—its earliness, durability, rich perfume, and intrinsic beauty.

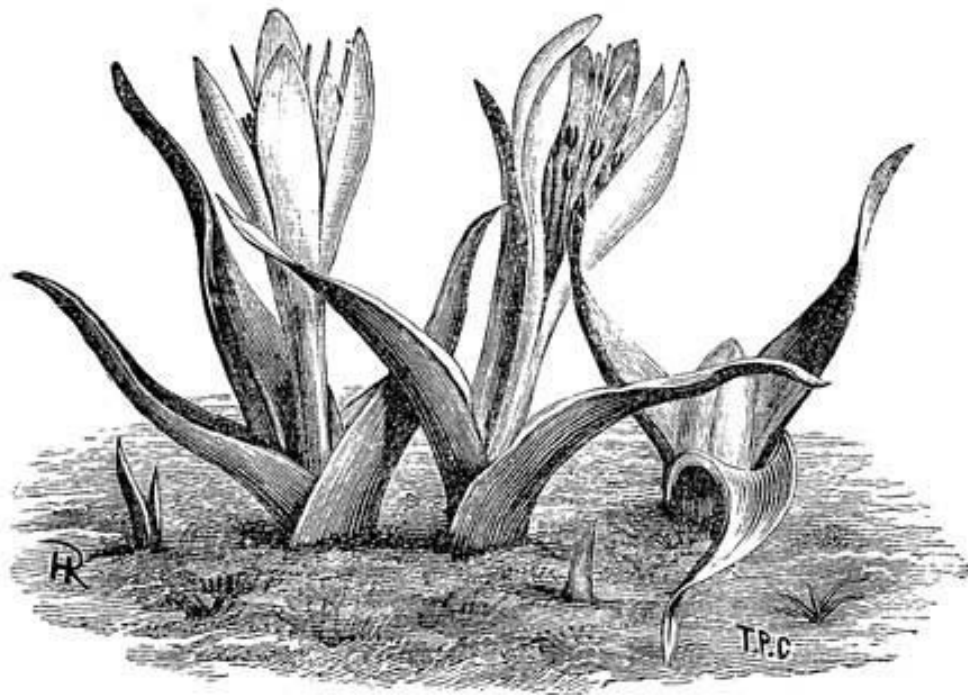


Fig. 21. *Bulbocodium Trigynum*.  
(Full size.)

The little plant, at the height of 2in., produces its rather large flowers in ones and twos in February, and they last for many days in perfect form. The scent reminds one of the sweet honey smell of a white clover field during summer. The colour is very pale lilac, nearly white; the tube takes on a little greenness; it is also divided, though the slits are invisible until the bloom begins to fade. The corolla, of irregular segments, is 1½in. across when expanded; the stamens are half the length of the petal-like segments, and carry anthers of exquisite beauty, especially when young, then they are orange colour, divided like a pair of half-opened shells, and edged with chocolate; the styles are a delicate pale green, and rather longer than the stamens. The leaves, as already stated, are channelled, broadest at the base, tapering to a point, which is rather twisted; they are 2in. long during

the blooming period, of a deep green colour, stiff, but spreading, forming a pretty accurate triangle. This description, together with the cut, will suggest both the uses and positions in which it should be planted; if a single blossom, when brought indoors, proves strongly fragrant, it is easy to imagine what a clump must be in the garden. Like those of the colchicum, its flowers are quickly developed; the leaves grow longer afterwards, and die off in summer.

It thrives in a sandy loam or leaf soil, in a sunny part, and increases itself at the roots like the saffrons.

Flowering period, February and March.

## Bulbocodium Vernum

### Spring Bulbocodium, or Spring Saffron; Nat. Ord. Melanthaceæ

In mild winters, sheltered positions, and light vegetable soil, this bulbous plant may be seen in blossom from January to March. The flowers appear before the leaves, and may, at the first glance, be taken for lilac-coloured croci. Up to a certain stage, however, the colour gradually improves in the direction of purple, and where there are established patches it is no inconsiderable part of the effect caused by this desirable winter flower to see it a mass of bloom in many shades, ranging from white (as in the bud state) to a lively purple. It is an old plant in English gardens, and is largely found wild in mid-Europe. It came from Spain as early as 1629. Still, it is not generally known or grown; but within the last few years it has come to the fore, with a host of other hardy and early-flowering subjects. The natural order in which it is classed includes many beautiful genera, both as regards their floral effect and anatomical structures. *Veratrum*, *Uvularia*, and *Colchicum* are, perhaps, the more familiar, and the last-mentioned genus is a very nearly allied one. A feature of the genus *Bulbocodium* is implied by the name itself, which means "a wool-covered bulb." This quality, however, will be more observable when the bulb is in a dormant state; it exists under the envelope. The crocus or saffron-like flowers are aptly named "Spring Saffron," though there is a great botanical difference to be seen between this genus and that of *Colchicum* when the flower is dissected. The bloom is produced from the midst of an ample sheath, and overlapping leaves, which are only just visible in the early season of this year; the corolla of six petal-like divisions is 2in. to 3in. across when expanded, and of various shades and colours, as already stated; the segments are completely divided, being continued from the throat of the corolla to the ovary by long tapering bases, called nails, claws, or ungues. The leaves are stout, broadly strap-shaped, channelled, and of a deep green colour. The bulb is rather small; its form resembles that of the autumn crocus, as also does its mode of growth and reproduction.

The early blossoms of this bulb soon disappear, and though the roots are all the better for being well ripened, a thin patch of some of the finer annuals sown in spring amongst their withering leaves will not do much harm, and will prove useful as gap-stoppers. Another good way is to grow these dwarf bulbous flowers with a carpet of creepers, of which there are scores in every way suitable; and where nothing else is available or to be grown with success, the small-leaved ivy will answer well. The dwarf phloxes, however, are more useful; their browned spreading branches form a neutral but warm-looking ground to the purple blossoms; besides, by the time all trace of the *Bulbocodium* has shrivelled up, they begin to produce their sheets of bloom. All such prostrate forms not only preserve dwarf winter flowers from the mud, but otherwise give effect to the borders. This bulb thrives best in light soil, well drained; in sheltered nooks it may be had in flower a month earlier than in exposed parts. Under such conditions it increases very fast, and the bulbs may be transplanted with advantage every other year after the tops have died off. In stiff or clay-like soil it dwindles and dies.

Flowering period, January to March.

## Calthus Palustris Flore-pleno

**Double Marsh Marigold; *Old Common Name,*  
"Meadow Bootes"; *Nat. Ord. Ranunculaceæ***

The typical, or single-flowering variety of this plant is a British species, and a rather common one; but the pleasing habit and bright, finely-formed, orange-yellow flower of this double kind renders it a suitable plant for any garden. It is herbaceous and perennial, and loves boggy situations. It is, however, very accommodating, and will be found to do well in ordinary garden soil, especially if it be a stiffish loam; clayey land is well adapted for it. No matter what kind of weather prevails, it has always a neat and fresh appearance. By the illustration (Fig. 22) the reader will doubtless recognise its familiar form. As already stated, its flowers are orange-yellow, very full, with petals evenly arranged; they are 1in. across, and produced on round, short, hollow stems, seldom more than 9in. high. The forked flower stalks are furnished with embracing leaves, differing very much from the others, which are stalked, heart-shaped, nearly round, and evenly-toothed. All the foliage is of a rich dark shining green colour. Strong specimens produce flowers for a long time, fully two months, and frequently they burst into blossom again in the autumn. Individual flowers are very lasting, and, moreover, are very effective in a cut state. It is a robust grower, providing it is not in light dry soil; it seems with me to do equally well fully exposed to sunshine and in partial shade, but both positions are of a moist character.



Fig. 22. Calthus Palustris Flore-Pleno.

(One-half natural size.)

It has long fleshy roots, which allows of its being transplanted at any time, early spring being the best, to increase it. The crowns should be divided every three years, when there will be found to be ample roots to each one.

Flowering period, April to June.

## **Calystegia Pubescens Flore-pleno**

### ***Nat. Ord. Convolvaceæ***

This double Convolvulus is a somewhat recent introduction from China; it is hardy and perennial. So distinct are its large flesh-coloured flowers that they are often taken at the first glance, when cut, for double pyrethrums or chrysanthemums, but, seen in connection with the plant, the form of foliage and climbing or twining habit of the bindweed soon enable the most casual observer of flowers to recognise its genus.

The flowers are 2in. to 3in. across, petals long, narrow, wavy, and reflexed; these are well held together by the five-parted calyx, further supported by a bract of two small but stout leaves. The flower stalks are round and wiry, 3in. or 4in. long; they are produced all along the twining stems, which are only of the moderate length of 5ft. or 6ft. The leaves are of the well-known Convolvulus form.

I find it a good plan to grow this subject amongst tall and early flowering plants, such as lupins, foxgloves, and lilies, the old stems of which form ample supports for the climber; moreover, they are rendered less unsightly from being thus furnished anew with leaf and flower, even though not their own. Another method is in early summer to place a short twiggy branch over the pushing growths; it will soon become covered, and if not too large, the ends of the shoots will slightly outgrow the twigs and hang down in a pleasing manner. The plant should be started in light sandy loam and have a warm situation, otherwise flowers will be scarce and the whole specimen have a weedy appearance. When once it becomes established, it will be found to spread rapidly by means of its running roots, which, unless checked, will soon become a pest. I simply pull out all growths except such as shoot up in the desired position, and so continue to treat them as weeds throughout the growing season. Stems furnished with flowers a yard or more long, in a cut state, make rich festoons; single blooms (the smaller ones) look well as "buttonholes," being neat and effective, without gaudiness. I ought to state that a succession of flowers is kept up for fully three months; this fact adds not a little to the value of this handsome flesh-coloured bloomer. Roots may be transplanted at any time; the smallest piece will produce a blooming plant the first season, if put into a proper soil and situation.

Flowering period, July to September.

## Campanula Grandis

### Great Bellflower; *Nat. Ord. Campanulaceæ*

A hardy herbaceous perennial from Siberia, growing to a height of 3ft. Its flowers are large, bright, and numerous; well-established clumps will present masses of bloom for more than a month with average weather. As a large showy subject there are few plants more reliable, or that can in any way excel it, more especially for town gardens. It is a rampant grower, quickly covering large spaces by means of its progressive roots; in gardens or collections where it can only be allowed a limited space, the running habit of the roots will doubtless prove troublesome, and often such free growers, however handsome they may be otherwise, are esteemed common, which should not be. The proper thing to do would be to give these vigorous and fine flowering subjects such quarters as will allow them their natural and unrestrained development.

The flowers of *C. grandis* are more than 1in. across the corolla, the five segments being large and bluntly pointed, of a transparent purple-blue colour, and very enduring; they are arranged on short stalks, which issue from the strong upright stems. They form little tufts of bloom at every joint for a length of nearly 2ft.; the succession, too, is well kept up. Buds continue to form long after the earliest have opened. The leaves are 4in. to 8in. long and  $\frac{3}{4}$ in. wide, lance-shaped, stalkless, and finely toothed. They are arranged in round tufts on the unproductive crowns, and they remain green throughout the winter.

As regards soil, any kind will do; neither is the question of position of any moment beyond the precaution which should be taken against its encroachments on smaller subjects. In the partial shade of shrubs it not only flowers well but proves very effective. Useful as this plant is in the garden, it becomes far more so in a cut state. When it is needful to make up a bold vase or basket of flowers for room decoration, it can be quickly and effectively done by a liberal use of its long, leafy, but well-bloomed spikes; five or six of them, 2ft. to 3ft. long, based with a few large roses, pæonies, or sprays of thalictrum, make a noble ornament for the table, hall, or sideboard, and it is not one of the least useful flowers for trays or dishes when cut short. Propagated by division at any time, the parts may be planted at once in their blooming quarters.

Flowering period, June and July.

## **Campanula Latifolia**

### **Broad-leaved Bellflower; *Nat. Ord. Campanulaceæ***

A British species, very much resembling *C. grandis*, but somewhat taller, and flowering a little earlier; the latter quality has induced me to mention it, as it offers a fine spike for cutting purposes before the above is ready.

Culture, uses, and propagation, the same as for *C. grandis*.

Flowering period, June and July.

## Campanula Persicifolia

### **Peach-leaved Bellflower; *Old Common Names, "Peach-bels" and "Steeple-bels"; Nat. Ord. Campanulaceæ***

This good "old-fashioned" perennial has had a place in English gardens for several hundred years; it is still justly and highly esteemed. It is a well-known plant, and as the specific name is descriptive of the leaves, I will only add a few words of Gerarde's respecting the flowers: "Alongst the stalke growe many flowers like bels, sometime white, and for the most part, of a faire blewe colour; but the bels are nothing so deepe as they of the other kindes, and these also are more delated and spred abroade then any of the reste." The varieties include single blue (type) and white, double blue, and different forms of double white.

In all cases the corolla is cup or broad bell shaped, and the flowers are sparingly produced on slightly foliaged stems, 18in. to 3ft. high; there are, however, such marked distinctions belonging to *C. p. alba fl.-pl.* in two forms that they deserve special notice; they are very desirable flowers, on the score of both quaintness and beauty. I will first notice the kind with two corollas, the inner bell of which will be more than an inch deep, and about the same in diameter. The outer corolla is much shorter, crumpled, rolled back, and somewhat marked with green, as if intermediate in its nature between the larger corolla and the calyx. The whole flower has a droll but pleasing form, and I have heard it not inaptly called "Grandmother's Frilled Cap." The other kind has five or more corollas, which are neatly arranged, each growing less as they approach the centre. In all, the segments are but slightly divided, though neatly formed; this flower is of the purest white and very beautiful, resembling a small double rose. It is one of the best flowers to be found at its season in the borders, and for cutting purposes I know none to surpass it; it is clean and durable. So much are the flowers esteemed, that the plant is often grown in pots for forcing and conservatory decoration, to which treatment it takes kindly.

In the open all the above varieties grow freely in any kind of garden soil, but if transplanted in the autumn into newly-dug quarters they will in every way prove more satisfactory; this is not necessary, but if cultivation means anything, it means we should adopt the best-known methods of treatment towards all the plants we grow, and certainly some of the above Bellflowers are deserving of all the care that flowers are worth.

Flowering period, July to September.

## Campanula Pyramidalis

### Pyramidal or Chimney Campanula; *Nat. Ord. Campanulaceæ*

This herbaceous perennial is a very old flower in this country; it came from Carniola in the year 1594. It is very hardy, and for several months together it continues to produce its large lively blue flowers, beginning in July and lasting until stopped by frosts. At no time is it in finer form than in September; at the height of from 5ft. to 7ft. it proves richly effective amongst the blooming hollyhocks, where, as regards colour, it supplies the "missing link" (see Fig. 23).

The flowers are a light bright blue colour, and 1in. to 1½in. across. The corolla is bell-shaped, the five divisions being deeply cut, which allows the flower to expand well; the calyx is neat and smooth, the segments long and awl-shaped; the flower stalks are short, causing the numerous erect branches to be closely furnished with bloom during favourable weather. The leaves of the root are very large and stalked, of irregular shape, but for the most part broadly oval or lance-shaped. The edges are slightly toothed, having minute glands; those of the stems are much smaller, sessile, and long egg-shaped; all the foliage is smooth, and of a dark green colour; the main stems are very stout, and sometimes grow to the height of 7ft. Vigorous plants will send up several of these, from which a great number of small ones issue, all assuming an erect habit; blooming specimens are hardly anything else than a wand-like set of flowered stems, and though it is advisable to stake them, I have seen them bend and wave during high winds without damage.




Fig. 23. *Campanula Pyramidalis*.  
(One-twentieth natural size; *a*, one-half natural size.)

In the borders and shrubbery this is a very effective subject; it is amongst herbaceous plants what the Lombardy poplar is amongst forest trees—tall, elegant, and distinct. Its use, however, is somewhat limited, owing to the stiffness of the stems and the shortness of the flower stalks; but when grown in pots—as it often is—for indoor decoration, it proves useful for standing amongst orange and camellia trees. It has very strong tap roots, and enjoys a deep rich loam. Not only does it look well among trees, but otherwise the partial shade of such quarters seems conducive to finer bloom.

Flowering period, July to October.

*C. p. alba* is a white flowering variety of the above species; its other points of distinction are its smaller-sized leaves and much paler green colour, by which alone the plants may be easily recognised from the type. This variety may be grown with good effect in pots or the border; it scarcely gets so tall as the blue form, but looks well by the side of it.

The readiest way to increase these plants is to take the young and dwarf growths from the woody crown of the roots, paring off a little of the bark with each. If these are put in sandy loam during the warm growing season and kept shaded for a few days, they will very soon make plenty of roots; this method in no way damages the flowers. Another way is by seed, but seedlings are two years before they bloom.

## Campanula Speciosa

### Showy Harebell; *Nat. Ord. Campanulaceæ*

A comparatively new species, brought from Siberia in 1825, and sometimes called *C. glomerata dahurica*. It is a good hardy plant, perennial and herbaceous, and one of the earliest to flower. It has a distinct appearance; it nearly resembles *C. aggregata*, but the latter does not flower until several weeks later. Apart from its likeness to other species of the genus, it is a first-class border flower, having large bells of a fine deep purple colour, and, unlike many of the Harebells, is not over tall, but usually about a foot high, having a neat habit. The flowers are arranged in dense heads, whorl fashion, having very short stalks; they are nearly 2in. long and bell shaped. The leaves (radical) are oval heart-shaped and stalked; those of the stems are sessile; the whole plant is hairy and robust. This is one of the flowers which can hardly be planted out of place in any garden, excepting amongst the rare and very dwarf alpines; it is not only true to its name, "showy," but handsome. It will grow and flower well in the worst soil and needs no sort of care; it would be fine in lines by a shrubbery, and is effective in bold clumps; and though a new kind, it belongs to a race of "old-fashioned" flowers, amongst which it would mix appropriately. Increased by division in autumn.

Flowering period, June and July.

## Campanula Waldsteiniana

### *Nat. Ord. Campanulaceæ*

A rare and distinct alpine species from Carinthia. It proves perfectly hardy in this climate. For the rock garden it is a gem of the first water, its habit being dwarf, dense, and rigid; floriferous as many of the Bellflowers are, I know none to excel this one. As may be observed in the following description, there are not a few distinctive traits about it, which, more or less, go to make it a desirable subject for rare and choice collections.

The flowers are a glistening bluish-lilac, erect, and  $\frac{3}{4}$ in. across when fully expanded. The corolla can hardly be said to be bell-shaped, as the five divisions are two-thirds of its depth, which allows it, when full blown, to become nearly flat, and as the segments are equal, sharply cut, and pointed, the flower has a star-like appearance. The little calyx is cup-shaped, angular, and has small, stout, horn-like segments, which are bent downwards. Each flower has a pedicel about 1in. long, which springs from the axils of the main stem leaves; the stems seldom exceed the height of 4in. or 5in., and they are exceedingly fine, thready, as also are the pedicels; they are, moreover, of zigzag form, from node to node. The leaves are  $\frac{3}{4}$ in. long, and less than  $\frac{1}{2}$ in. wide, ovate or nearly cordate, partially folded, and sometimes reflexed at the ends, nearly stalkless, slightly toothed, smooth, of good substance and a peculiar grey-green colour. The foliage for two or three weeks is completely hidden by the large number of flowers, during which time it is a most attractive subject.

I grow it with other dwarf Campanulas in a collection bed, where it compares well with the finest, such as *C. pulla*, *C. muralis*, and *C. Zoysii*, for effectiveness. Having proved it to thrive well in light sandy soil of a vegetable character, I have not tried it otherwise; it enjoys a sunny situation. The site should be well drained; it will endure nothing like stagnant moisture—its peculiar roots would indicate this fact, they are not only tender and fleshy, but thick and of a pith-like nature, and, as I have never been able to gather any seed, and the propagation has to be carried out by root division, there requires to be a careful manipulation of these parts, for not only do they split and break with the least strain, but when so mutilated they are very liable to rot. I have found it by far the better plan to divide this plant after it has begun to grow in March or April, when its fine shining black shoots, which resemble horse hairs in appearance, are about  $\frac{1}{2}$ in. high. Slugs are fond of this plant; a dressing once a week of sand and soot, when it begins to grow, will keep them off.

Flowering period, July and August.

## **Centaurea Montana**

### **Mountain Knapweed; *Nat. Ord. Compositæ***

This is an "old-fashioned" and favourite flower. Every one must be familiar with its thistle-like formed flowers; it is sometimes called the large or perennial Cornflower and also the Large Bluebottle. The blue variety has been grown in English gardens since 1596. There are now white and pink coloured varieties, all rampant growers, very hardy and perennial. They are in every way superior to the annual kind, which is so largely grown, the flowers being more than twice the size, and produced two months earlier; the blooming period is maintained until late autumn.

The flowers, as before hinted, are thistle-shaped; the pericline or knob just under the florets is cone-shaped, covered with evenly set and pointed scales, green, edged with a brown margin, set round with short bristle-like teeth. The florets of the outer ring are 1½in. long, tubular half their length, the wider portion being five to seven cut; the centre florets are short and irregular, richly tinted with pink at their bases; the whole flower or ray, when expanded, is 3in. across. They are produced on stems over 2ft. long and of a somewhat procumbent habit, angular and branched near the tops; the leaves are 3in. to 6in. long, lance-shaped, entire and decurrent, giving the stems a winged appearance. They are of a greyish colour—nappy—whence the name Knapweed.

This vigorous species, with its white and pink varieties, may be grown in any kind of soil. It requires plenty of room; a two-year-old plant will form a specimen a yard in diameter under favourable conditions. The effect is good when all the three colours are grown near each other in bold pieces. They yield an unfailing supply of flowers, which are of a very useful type; in fact, the more they are cut the more they seem to bloom, and it is a good plan to cut short half the stems about June. They will (in a week or two) produce new shoots and large flowers in abundance, the gain being flowers of extra size during autumn.

Propagated by division of the roots any time.

Flowering period, June to September.

## Centranthus Ruber

**Syn. Valeriana Ruber—Red Valerian; Nat. Ord. Valerianaceæ**

This is a strong and vigorous garden plant, with a somewhat shrubby appearance; it is herbaceous, perennial, and sometimes classed as a British species, therefore hardy; but though its classification among British plants is justifiable, it is only so on the ground of its being a naturalised subject, its original habitats being in the South of Europe. It is a favourite and "old-fashioned" flower, and it fully justifies the estimation in which it is held, the flowers being produced in large bunches of a fine rich colour, which are very durable. Its shrubby habit is not one of its least recommendations; seen at a distance—which it easily can be—it might be taken for a ruby-coloured rhododendron, to which, of course, it has no resemblance when closely inspected. It grows 2ft. high or more.

The flowers are a bright ruby colour, very small, but closely massed in great numbers, borne in corymbs, terminal and much branched; "the calyx-limb, at first revolute, afterwards expanded into a feather-like pappus;" the corolla is tubular, long, slender, and spurred; the segments or petals are small and uneven, both in form and arrangement; the germen is long; anther prominent and large for so small a flower, viz.,  $\frac{3}{4}$ in. long and hardly  $\frac{1}{4}$ in. in diameter. The stems are stout, round, hollow, and glaucous; they are furnished with leaves of various shapes at the nodes, as lance-shaped, long oval, heart-shaped and plain, elliptical and pointed, wavy and notched, and arrow-shaped, lobed, and toothed. The root leaves are mostly ovate, lanceolate, and entire. The whole plant is smooth and glaucous. From the description given, it may readily be seen that when in flower it will be effective—massive heads of ruby flowers topping a shrub-like plant of shining foliage and glaucous hue. It is eminently fitted for lines or borders where other strong growers are admitted. In a cut state the flowers are very useful; they are strongly scented, something like the lilac, with just a suspicion of Valerian in it. I ought not to omit mention of its extra brightness as seen by gaslight—this fact adds much to its value for indoor decoration.

It may be grown in any kind of garden soil, needing nothing at any time in the way of special treatment; but if it is supplied with a little manure it will pay back with interest, in the form of extra-sized bunches and brighter flowers.

*C. r. albus* is a white-flowering kind of the above; its main points of difference are its paler green foliage, smaller sized corymbs, shorter growth, and rather later season of bloom.

*C. r. coccinea* is another kind; the specific name is misleading. It is not scarlet, but nearer a rose colour, and when compared with the typical colour it appears much inferior; still, it is a good variety. All the three colours, when grown side by side, are very showy when in bloom.

This species, with its varieties, may be easily propagated by root divisions at any time from late summer to spring; the long fleshy roots should not be broken more than can be helped; every piece with a crown on it will make a flowering plant the first season.

Flowering period, June to September.

## Cheiranthus Cheiri

Common Wallflower; *Nat. Ord. Cruciferæ*



Fig. 24. Chieranthus Cheiri  
(One-fourth natural size.)

This well-known evergreen shrub (see Fig. 24) is more or less hardy in our climate, according to the conditions under which it is grown. Although a native of the South of Europe, it rarely happens, however severe the winter may be in this country, that we are totally deprived of the favourite bouquet of Wallflowers in winter or early spring, while it is equally true that, during the hard weather of one or two recent winters, in numerous gardens every plant was killed. In favourable seasons its blooms are produced throughout winter, but the full blow comes in April. Three hundred years ago it was known by its present name; in this respect it is a rare exception, as most flowers have many and widely different names, especially the "old-fashioned" sorts, so that often the varied nomenclature hinders the identification of the species. At one time the Wallflower was called the "Gillyflower," but the name is now only applied to a biennial and single-flowered variety of the stock—a near relation of the

Wallflower. More than 200 years ago Parkinson wrote, "Those Wallflowers that, carrying beautiful flowers, are the delights and ornaments of a garden of pleasure."

Of its well-known beauties, as regards its form, colour, varieties, and delicious perfume, description is needless, though I may say, in passing, that its fragrance renders it of value to those whose olfactory nerve is dead to the scent of most other flowers.

Two errors are frequently committed in planting the Wallflower; first, at the wrong time, when it is nearly a full-grown specimen and showing its flowers; next, in the wrong way, as in rows or dotted about. It should be transplanted from the seed beds when small, in summer or early autumn, and not in ones and twos, but in bold and irregular groups of scores together; anything like lines or designs seems out of harmony with this semi-wildling. There is another and very easy method which I should like to mention, as a suggestion—that of naturalisation; let those near ruins, quarries, and railway embankments and cuttings, generously scatter some seed thereon during the spring showers, when the air is still; in such dry situations this flower proves more hardy than in many gardens. Moreover, they serve to show it to advantage, either alone or in connection with other shrubs, as the whin, which flowers at the same time; here, too, it would be comparatively safe from being "grubbed up."

Flowering period, January to June.

## **Cheiranthus Marshallii**

### **Marshall's Wallflower; *Nat. Ord. Cruciferae***

A distinct and very hardy hybrid, being shrubby and tree-like in shape, but withal very dwarf. From the compact habit, abundance and long duration of its flowers, it is well suited for showy borders or lines. It is not yet well known, but its qualities are such that there can be no wonder at its quickly coming to the front where known.

It differs from the common Wallflower in being more dwarf and horizontally branched, while the leaves are more bent back, hairy, and toothed; immediately below the floriferous part of the stem the leaves are more crowded, the stems more angular, the flowers much less, not so straggling, and of a dark orange colour. Other hybrids in the same way are being produced, differing mostly in the colour of the flowers, as lemon, greenish-yellow, copper, and so on.

Plants a year old are so easily raised from cuttings, and form such neat specimens, that a stock cannot be otherwise than very useful in any garden; besides, they lift so well that transplanting may be done at any time. My finest specimens have been grown from their cutting state, on a bed of sifted ashes liberally mixed with well-rotted stable manure; in such light material they have not only done well, but, when a few roots were required, they lifted large balls without leaving any fibre in the ground. To have good stout stock before winter sets in, slips should be taken from the old plants as soon as they have done flowering; dibble them into light but well enriched soil, and give water in droughty weather only.

I ought to mention that this dwarf Wallflower, and also its allied kinds, are capital subjects for very dry situations; on old walls and the tops of outhouses they not only do well, but prove decorative throughout the year. In such places plants will live to a great age, and sow their own seed freely besides.

Flowering period, May and June.

## **Chionodoxa Luciliæ**

### **Snow Glory; *Nat. Ord. Liliaceæ***

A hardy bulbous perennial, from Asia Minor. It has only been cultivated about four years in English gardens; still it has been proved to be as hardy as the squills, which it very much resembles. Mr. Maw, who discovered and introduced it, found it "near the summit of the mountain," which (though it is a native of a much warmer climate than ours) may account for its hardy character. That it is a most beautiful flower is beyond doubt, but there are those who think it has been overpraised. It should not, however, be forgotten that Mr. Maw's description of it was from a sight of it in masses, a state in which it can hardly have been judged yet in this country, as until very recently the bulbs were very expensive. It has, however, taken kindly to our climate, and is likely to increase fast, when it may be seen to greater advantage.

It grows to the height of 6in. or 8in.; the flower scapes, which are rather slender, are somewhat shorter than the foliage, the flowers being longer in the petals than the squills, almost star-shaped, and nearly 1in. across; later on they reflex. Their colour is an intense blue, shading to white in the centre of the flower. The flowers are produced in numbers, from three to six on a stem, having slender pedicels, which cause the flowers to hang slightly bell fashion. The leaves, from their flaccidness and narrowness, compared with the squills, may be described as grassy. The bulbs are a little larger than the kernel of a cob nut, nearly round, having satiny skins or coats.

It may be grown in pots, and forces well if allowed first to make good roots, by being treated like the hyacinth. It should be kept very near the glass. It has also flowered fairly well in the open border fully exposed, but in a cold frame, plunged in sand and near the glass, it has been perfection. Single bulbs so grown in "sixties" pots have done the best by far.

All the bulbs hitherto experimented with have been newly imported; very different results may possibly be realised from "home-grown" bulbs. It is also probable that there may be varieties of this species, as not only have I noticed a great difference in the bulbs, but also in the flowers and the habit of plant. This I have mentioned to a keen observer, and he is of the same opinion; be that as it may, we have in this new plant a lovely companion to the later snowdrops, and though it much resembles the squills, it is not only sufficiently distinct from them, but an early bloomer, which we gladly welcome to our gardens. It seems to do well in equal parts of peat, loam, and sand, also in leaf soil and sand.

Flowering period, March and April.

# Chrysanthemum

## *Nat. Ord. Compositæ*

The flowers to which I would now refer the reader are of no particular species, but, like several other genera, this genus has been considerably drawn upon or utilised by the hybridiser, and the species, looked upon from a florist's point of view, have been much improved upon by their offspring. Not only are Japan and China the homes of the finer flowering species, but in these countries the Chrysanthemum has been esteemed and highly cultivated for centuries; in fact, such a favourite is this flower with the Chinese, that they have treated it with many forms of their well-known art in matters horticultural, and when the flower was brought to this country it would doubtless be in a form improved by them. It reached this country nearly 100 years ago, and was known by the names *C. indicum* and *C. sinense*; about the same time a species from the East Indies was called *C. indicum*. This flower, from the time of its introduction, has been justly appreciated; and by the skill of several cultivators we have a largely increased number of forms and colours. Still, there are certain distinctions kept up amongst the varieties, and they are commonly known by such names as "large-flowering," "pompon, or small-flowered," "early flowering," "anemone-flowered," and "Japanese." These names, besides being somewhat descriptive, are otherwise useful to the amateur who may wish to grow a representative collection, and where there is convenience it is desirable to do so in order to observe their widely different forms and colours, as well as to enjoy a long succession of bloom.

So well is the Chrysanthemum known that little could be usefully said of it by way of description; but well as it is known and easy as its culture is, there are few things in our gardens that show to greater disadvantage. This should not be with a subject which offers such range of habit, colour, and period of blooming; and when such is the case, there must be some radical mistake made. The mistake I believe to be in the selection, and that alone. If so, the remedy is an easy matter. Let me ask the reader to remember three facts: (1) Many sorts grown in pots and flowered under glass are unfitted for the borders or open garden. (2) The later flowering varieties are of no use whatever for outside bloom. (3) Of the early blooming section, not only may the finest varieties be grown with marked effect, but they, as a rule, are of more dwarf habit, and will afford abundance of bloom for cutting purposes for nearly two months. Selections are too often made from seeing the fine sorts in pots; let it be understood that all are perfectly hardy, but owing to their lateness, their utility can only be realised under artificial conditions. I am not now considering pot, but garden kinds, and no matter what other rules may be observed, if this is overlooked it will be found that though the plant may grow finely and set buds in plenty, they will be so late as to perish in their greenness by the early frosts; on the other hand, of the early section, some will begin to bloom in August, and others later, each kind, after being covered with flowers for several weeks, seeming to finish naturally with our season of flowers.

There is nothing special about the culture of this very hardy and rampant-growing plant, but I may add that, though it will stand for many years in one place, and flower well too, it is vastly improved by division of the roots in autumn or early spring every second year. The earth of its new site should be deeply dug and well enriched with stable manure; it will not then matter much what sort of soil it is—the more open the situation the better. How grandly these decorate the borders when in masses! and as a cut flower I need hardly say that there are few to excel the Chrysanthemum, either as an individual bloom or for bouquet and other work.

I do not frequently make mention of many florists' flowers by name, but in this case I think I may usefully name a few varieties: Andromeda, cream coloured, Sept.; Captain Nemo, rosy purple,

Aug.; Cassy, pink and white, Oct.; Cromatella, orange and brown, Sept.; Delphine Caboche, reddish mauve, Aug.; Golden Button, small canary yellow, Aug.; Illustration, soft pink to white, Aug.; Jardin des Plantes, white, Sept.; La Petite Marie, white, good, Aug.; Madame Pecoul, large, light rose, Aug.; Mexico, white, Oct.; Nanum, large, creamy blush, Aug.; Précocité, large, orange, Sept.; Sœur Melaine, French white, Oct.; St. Mary, very beautiful, white, Sept. These, it will be seen, are likely to afford a variety and succession of bloom.

Flowering period, August to November.

## Cichorium Intybus

**Syns. C. Perenne and C. Sylvestre—Wild Succory or Chicory; Nat. Ord. Compositæ**

This herbaceous perennial is a native plant, in many parts being very common. Not only, however, do many not know it as a wild flower, but we have the facts that under cultivation it is a distinct and showy plant, and that of late it has come into great request. Its flowers are a pleasing blue, and produced on ample branches, and for mixing with other "old-fashioned" kinds, either in the borders or as cut blooms, they are decidedly telling; for blending with other Composites it has its value mainly from the fact that blues are rare in September; the China asters are too short in the stalk for cutting purposes, and many of the tall perennial starworts are neither bright nor well disposed. I may also mention another proof of its decorative quality—it is not common (*i.e.*, wild) in my district, and a plant being cultivated in my garden for its flowers has been so much admired that it is likely to have other patrons, and in many instances it is being introduced into gardens where the choicest flowers are cultivated. I am bound, however, to say that when not in flower it has the appearance of the commonest weed.

Its flowers are produced when 2ft. to 6ft. high. They are of a fine glistening blue colour, 1in. to 1½in. across, and in the way of a dandelion flower, but stalkless individually, being disposed in ones, twos, and threes, somewhat distantly in the axils of the leaves, and all over the numerous and straggling branches. The leaves are rough, of a dingy green colour, and variously shaped, Gerarde's description being as follows: "Wilde Succori hath long leaues, somewhat snipt about the edges like the leaues of sow thistle, with a stalke growing to the height of two cubits, which is deuided towarde the top into many braunches. The flowers grow at the top blewe of colour; the roote is tough and woodie, with many strings fastened thereto."

I find this plant not only enjoys a half shady place, but if it is so placed that its quick growing branches can mix with those of other subjects in a trellis or other supports, its coarser parts will not only be partially hidden, but the rich coloured flowers will show to advantage. I may mention that mine is mixed with Virginian creeper on wires, and the effect may easily be imagined. It will do in any kind of garden soil, but if deeply dug and well manured the flowers are vastly improved. Propagated by seed or division of the stout tap roots.

Flowering period, August to September.

## Clethra Alnifolia

### Alder-leaved Clethra; *Nat. Ord. Ericaceæ*

A hardy deciduous shrub, and mentioned in connection with herbaceous perennials because of its rich flowers and dwarf habit. It is a native of North America, having been grown in this country for 150 years; it is not so often met with as it ought to be, though much esteemed. It becomes very productive of flowers when only 2ft. high, but grows somewhat taller when well established; it is more valuable than common from its floriferousness, during late summer to the end of the season.

Let me at once state that its winning point is the delicious scent of its pure white flowers; it is very powerful, and like that of the lilac and alder combined; the racemes are 2in. or 3in. long, and compactly formed of short-stalked flowers less than ½in. across; they are of good substance, and in form resemble the lilac flower minus the tube; the flower stems are somewhat woody, and foliated to the base of the spike or raceme. The leaves are of varying sizes, oval, lance-shaped, and short-stalked, distinctly veined and slightly wrinkled, sharp but finely toothed, of a dark shining green colour on the upper and a greyish-green on the under side. The whole shrub is somewhat rough to the touch; the habit is bushy and branching, increasing in size from suckers; the numerous twiggy side shoots of the previous year's growth produce the flowers.

It enjoys a light soil and sunny situation, and it may be planted anywhere in the shrubbery or borders as a first-class flowering subject. Its scent loads the air for some distance around, and pleasantly reminds one of spring flowers. Such sweet-smelling flowers are not too plentiful in September, and I know not a better one than this amongst hardy flowers for the late season. Its odour is fine and full; a single sprig now by me proves almost too much for the confinement of a room. This quality is invaluable in small flowers that can be freely cut, which, moreover, as in this case, are otherwise suitable for bouquet work. Propagated by cuttings and division of the suckers, taken when growth has ceased; if put in sandy loam and a warm situation, they will become rooted during the following spring.

Flowering period, August and September.

## Colchicum Autumnale

**Meadow Saffron; *Common Name, Autumnal Crocus; Nat. Ord. Melanthaceæ***

A native bulbous perennial (see Fig. 25). The Colchicums are often confounded with the autumn-flowering species of croci, which they much resemble when in bloom; the similarity is the more marked by the absence, from both, of their leaves in that season, otherwise the leaves would prove to be the clearest mark of difference. Botanically they are far removed from each other, being of different orders, but there is no need to go into such distinctions, not, at any rate, in this case.



Fig. 25. *Colchicum Autumnale*  
(about one-sixth natural size.)

The flowers are well known and they need not be described further than by saying they are in form crocus-like, but much longer in the tubes and of a bright mauve-purple colour. The bulbs have no resemblance to the crocus whatever, being often four times the size of the crocus corms. Moreover, they are pear-shaped and covered with flaky wrappers of a chestnut brown colour; if examined, these coverings will be found, near the neck of the bulb, to be very numerous and slack fitting, extending above the ground, where they have the form of decayed or blackened foliage; a singular fact in connection with the roots is, they are not emitted from the base of the bulb, but from the side of the thickened or ovate part, and are short and tufty. In early spring the leaves, which are somewhat like the daffodil, but much broader and sheathed, are quickly grown; at the same time the fruit appears. In summer the foliage suddenly turns brown, and in the autumn nothing is seen but blackened foliage, which is very persistent, and which, a little later, acts as sheaths for the long-tubed flowers. Unless the weather be very unfavourable, these flowers last a long time—fully two weeks. The double variety, which is somewhat scarce, is even more lasting, and I may add, it is a form and colour so softly and richly shaded that it is nothing short of exquisite; but the single variety, now more

especially under notice, is also capable of agreeably surprising its friends when used in certain ways, for instance, as follows: A tray of the bright green and nearly transparent selaginella, so common in all greenhouses, should form the ground for twos or threes of these simple but elegant Saffron flowers; no other should be placed near—their simplicity forms their charm. It will be seen that the robust but soft-coloured flower of the meadows harmonises finely with the more delicately grown moss. In other ways this fine autumnal flower may be used with pleasing effect in a cut state, and it blends well with the more choice exotics. This is more than can be said of many hardy flowers, and it is fortunate that during dull weather, when we are driven from our gardens, there are still some flowers which may be hastily gathered and so arranged indoors as to give us all the pleasure which only such flowers can yield at such a season.

I find this subject to do well in any situation, but I think the blooms are a richer colour if grown under partial shade. The bulbs should not be disturbed if abundance of flowers are wanted; but if it is found desirable to propagate them, the bulbs may be lifted every two or three years, when the tops have withered, and when there will probably be found a goodly crop of young tubers.

Flowering period, September and October.

## Colchicum Variegatum

*Nat. Ord. Melanthaceæ*

This comes from Greece, nevertheless it is perfectly hardy; it is not only peculiarly pretty when closely examined, but a truly handsome flower, either as cut bloom or seen in groups in a growing state. Compared with *C. autumnale*, it is shorter in the tube, or more dwarf; still, it is a larger flower, and its rosy purple petals, or divisions of the corolla, are more spear-shaped, and each from 2in. to 3in. long; they have a stout and almost white mid-rib, the other parts of the segments being distinctly and beautifully chequered with white and rosy purple; the tube is stout, and of transparent whiteness; the foliage less than that of the British species, and more wavy. The habit of the flowers is erect, and during sunshine they become flatly expanded, when they will be 4in. to 5in. across, being 3in. to 4in. high. It is a very durable flower, lasting at least a fortnight, and many are produced from one bulb, appearing in succession, so that the blooming period is well extended; it braves the worst weather with little or no damage. Unlike the longer-tubed varieties, it is never seen in a broken state, and it is this which mainly renders it superior. Either as a cut flower, or a decorative subject for the borders or rockwork, it is a first-rate plant, being neat and showy.

It enjoys a sandy loam in a moist but warm situation; at the base of a small rockwork having a southern aspect it flourishes to perfection; it can hardly be planted wrongly provided there is no stagnant moisture. Propagated like *C. autumnale*, than which it is of slower increase.

Flowering period, September and October.

## Coreopsis Auriculata

Ear-leaved Coreopsis; *Nat. Ord. Compositæ*



Fig. 26. *Coreopsis Auriculata*.  
(one-fourth natural size.)

The oldest species of the genus grown in English gardens; its flowers are yellow, but dotted at the base of the ray florets. The leaves, as implied by the name, are dissimilar to other species, being lobed and having ear-like appendages; but this feature is far from constant, and otherwise the leaves differ, being sub-sessile and oval-lance-shaped (see Fig. 26). It came from North America as long ago as 1699. Slugs are very fond of these plants, and in winter more especially, when the dormant eyes are not only in a green, but exposed state; they should be watched after, or during one mild night the whole may be grazed off, to the great injury of the plant.

Its habit, uses, culture, and propagation are the same as for *C. tenuifolia*.

## Coreopsis Grandiflora

### Large-flowered Coreopsis; *Nat. Ord. Compositæ*

In many parts this resembles *C. lanceolata*, its main distinction being implied by its name. The flowers are larger and the ray florets more deeply cut; it is also bolder in the foliage, and the stems grow nearly as strong as willows. It is an abundant bloomer, and a good specimen is a glorious object during the autumn. It comes from North America, but my experience of it is that it is not so hardy as *C. lanceolata* and *C. auriculata*.

Habit, uses, culture, and propagation, as for *C. lanceolata*.

## Coreopsis Lanceolata

### Spear-leaved Coreopsis; *Nat. Ord. Compositæ*

This form of bright yellow flower is in great favour during August, but that is not all. The various kinds of this genus are plants of the easiest culture, and their rich flowers are produced in great quantities from midsummer to the time the frosts begin. This species has been said to be only of a biennial character; it is, however, understood generally to be perennial, though not quite so hardy as others which come from the colder climates of America. It was imported from Carolina in 1724, and in this country proves hardy in selected situations, where its roots are comparatively dry in winter, and I may add that it proves a true perennial.

When the plant has attained the height of a foot it begins to flower; each bloom has a long pedicel, nearly naked, also round and smooth. The flowers are a shining yellow colour, and nearly 3in. across; the florets of the ray are flatly arranged, shield-shaped, pleated, and four-toothed, the teeth being sometimes jagged; the disk is small for so large a flower; the florets brown and yellow. The double involucre, common to the genus, has its upper set of bracteoles rolled outward; they are of a brownish colour; the lower set are green and wheel-shaped during the period of a perfect ray, and they alternate with the upper ones. The leaves, as may be inferred from the specific name, are lance-shaped, 2in. to 6in. long, smooth and entire; they are attenuated to the stems, which they more or less clasp. The habit of the plant is much branched, but only slightly at base; it becomes top-heavy from the numerous shoots near the top, which cause it to be procumbent; otherwise this subject would rank with tall growers. It is one of the most useful flowers, both, in the garden and when cut, the long stalks in both cases adding much to its effectiveness; its form and brightness are sure to commend it, no matter whether it happens to be a fashionable flower or otherwise. It is at once a bold and delicate form, and one that harmonises with any other kinds and colours.

It should be grown in deeply-dug and well-enriched earth, and, as already hinted, the drier the situation the more safely will it winter. Not only that, but on raised beds or banks sloping to the full sunshine it will also flower to perfection. All its family, so far as I have proved them, hate excessive moisture. Its propagation may be by division, as in this damp climate it does not seem to ripen seed, but I have found sometimes not a little difficulty in dividing the woody roots, as frequently there is only one stem below the surface with roots. When there are more the difficulty is lessened, but I have noticed that the stronger branches which are weighted to the ground form rudimentary roots where in contact with the earth. These may either be pegged and covered with soil, or cut off and made into cuttings, removing most of the tops. If the latter is done during August they will become well rooted before the frosts appear.

Flowering period, July to October.

## Coreopsis Tenuifolia

### Slender-leaved Coreopsis; *Nat. Ord. Compositae*

Hardy, herbaceous, and perennial; a native of North America, and a distinct species, from its finely-cut foliage and small, dark, orange-yellow flowers. For several weeks it has a few flowers, but during September it literally covers itself with bloom, so that it is one of the most pleasing objects in the garden.

It grows 2 ft. high; each flower has a long nearly nude stalk, slender but wiry; the flowers are 1½in. across, and of a deep yellow colour; the florets of the ray are more distant from each other than is the case with many of the genus; the disk is small, dark brown, but changing from the appearance and disappearance of the yellow seed organs. The foliage, as may be seen by the illustration (Fig. 27), is deeply and finely cut, of a dark green colour, and so arranged that each node has a nearly uniform dressing; the main stems are slender, and bend gracefully with the least breeze, and otherwise this plant proves a lively subject. Its habit is bushy and very floriferous, and it is well worth a place in every garden. It cannot fail to win admiration; even when growing, and before the flowers appear, it is a refreshing plant to look upon. In a cut state, the bloom, if taken with long stems, is well adapted for relieving large and more formal kinds. Tastes differ, and in, perhaps, nothing more than floral decorations; all tastes have a right to a share of indulgence, and in claiming my privilege in the use of this flower, I should place two or three sprays (stems) alone in a glass or bright vase, but there might be added a spike of the cardinal flower or a pair of single dahlias and a falling spray of the Flame nasturtium (*Tropæolum speciosum*).

This plant should have a rich soil, sunny aspect, and a raised or well-drained site, and this is all it needs; it is not a subject to increase fast; not only, however, may it be easily divided, but if properly done after the tops have died down, the smallest pieces will make good blooming stock the first season.



Fig. 27. *Coreopsis Tenuifolia*.  
(One-sixth natural size; *a*, half natural size.)

Flowering period, August and September.

## Cornus Canadensis

### Canadian Cornell, or Dogwood; *Nat. Ord. Cornaceæ*

This pretty herbaceous plant is sometimes said to be a British species; its specific name, however, somewhat forbids that opinion. *C. suecica*, which is British, is very similar in all its parts, and the two may have been confounded. They flower, however, at very different dates, *C. Canadensis* beginning in June and continuing until well into autumn; during the month of August the flowers are in their finest form and greatest numbers. It grows 6in. to 8in. high, and notwithstanding its dwarfness, it proves a most attractive object, being not only conspicuous for so small a plant, but chastely beautiful.



Fig. 28. *Cornus Canadensis*.  
(One-half natural size.)

The flowers are exceedingly small, strictly speaking, and are arranged in a minute umbel in the midst of a bract of four white pink-tinted leaves; these latter are commonly taken for the petals, and, as may be seen in the illustration (Fig 28), the real flowers will only appear as so many stamens; but at their earlier stage these are of a yellowish colour; later the purplish style becomes prominent and imparts that colour to the umbel, and, in due time, small fruit are formed. All the while the bract of pleasing white leaves remain in unimpaired condition; they are arranged in two pairs, one

of larger size than the other, somewhat heart-shaped and bluntly-pointed, richly tinted at their edges and tips with a bright pink colour, and forming a flower-like bract 1½in. across the broadest part. The bract and pedicels of the umbel all spring from the extremity of a peduncle 1½in. long, square, but of wiry character; this grows from the midst of a whorl of six leaves, and sometimes only four. They are in pairs, one pair being larger than their fellows, and are from 1½in. to 2in. long, elliptical-oblong, entire, smooth, waved, distinctly veined, tinted with pink at the tips and edges, and of a pale apple-green colour. On the stem, below the whorl of leaves, there is one pair more, varying only in size, being rather less. The habit of the species is neatness itself. From the slightly creeping roots, the perennial stems are produced separately, forming compact colonies of bright foliage, topped with its lively bracts.

It is a suitable plant for the moist parts of rockwork, where it may be grown with such things as *Cardamine trifolia*, *Galax aphylla*, *Pyrola rotundifolia*, and *Salix reticulata*, and it would form a rich edging to choice dwarf plants, more especially if the position were gutter-formed, as it loves moisture in abundance. In such positions as those just mentioned, together with a light vegetable soil, this plant will grow to perfection, and that it is worth a proper place is evidenced by its long-continued blooming. Many flowers come and go during its period of attractiveness, and, after the summer flush, it is one to remain, braving alike the hot sunshine and heavy rain. Its propagation is by division of the roots in autumn or very early spring.

Flowering period, June to October.

## **Corydalis Lutea**

### **Yellow Fumitory; *Nat. Ord. Fumariaceæ***

A native herbaceous perennial, though somewhat rare in a wild state. As grown in gardens, where it seems to appreciate cultural attentions, it proves both useful and effective, especially when placed in partial shade (when its foliage has an almost maiden-hair-like appearance), or as an edging it proves both neat and beautiful.

It seldom exceeds a foot in height. The flowers are small, a yellow, white and green mixture, the yellow predominating; they are produced in loose spare racemes, on well-foliaged diffuse stems, which are also angular; the calyx is composed of two leaves; the petals are four, forming a snapdragon-like flower. The leaves are bipinnate, leaflets wedge-shape, trifoliate, and glaucous; the foliage very dense, having a pretty drooping habit. It flowers all summer, and is one of the most useful plants in a garden to cut from, the foliage being more valuable than the flowers.

Its native habitats are said to be old walls and ruins, but I have proved it for years to do grandly in ordinary garden soil, both exposed and in the shade of fruit trees. When once established it propagates itself freely by seed. I ought to add that it answers admirably grown in pots for window decoration, the rich foliage nearly hiding the pot.

Flowering period, May to October.

## Corydalis Nobilis

Noble or Great-flowered Corydalis; *Nat. Ord. Fumariaceæ*



Fig. 29. *Corydalis Nobilis*.  
(One-half natural size; blossom, natural size.)

A hardy tuberose perennial, imported from Siberia in 1783. It is one of that section of the Fumitories called "Hollowe Roote," the appropriateness of which name is most amply illustrated in the species now under consideration. If, in the first or second month of the year, a strong specimen is examined, the long and otherwise stout tuberous root will be found, immediately under the healthy and plump crown, to be not only hollow, but so decayed that the lower and heavy fleshy parts of the root, which are attached to the crown by a narrow and very thin portion of the root bark, in such a way as to suggest that the lower parts might as well be cut off as useless—but, let me say, do not cut it. If it is intended to replant the specimen, let it go back to "Mother Earth" with all its parts, deformed as some may seem to us; otherwise *Corydalis nobilis* will be anything but a noble plant at the flowering season; it may not die, but it will probably make for itself another "hollowe roote" before it produces any flowers, The habit and form of this plant are perfect (see Fig. 29), and there are other points of excellence about it which cannot be shown by an engraving, in the way of the

arrangements of colours and shades. Seldom does the little plant, so full of character, exceed a height of 8in. The specimen from which the drawing was made was 7in., and grown fully exposed in a pot plunged in sand. Another plant, grown on rockwork, "high and dry," is about the same size, but it looks better fed. Probably the long roots are short of depth in pots, and the amount of decay may soon poison the handful of mould contained therein. Be that as it may, the specimens grown in pots have a hungry appearance compared with those less confined at the roots.

The flowers are a pleasing mixture of white, yellow, brown, and green. The four petals are of such a shape and so arranged as to form a small snapdragon-like flower. These are densely produced in a terminal cluster in pyramid form on the stout and richly-foliaged stem; dense as is the head of flowers, every floret is alternated with a richly-cut leaf, both diminishing in size as they near the top. The older flowers become yellow, with two petals tipped with brown, the younger ones have more white and green, and the youngest are a rich blend of white and green; the head or truss is therefore very beautiful in both form and colour, and withal exquisitely scented, like peach blossom and lilac. The leaves are stalked bipinnate; leaflets three-parted, cut, and glaucous; there are few plants with more handsome foliage, and its beauty is further enhanced by the gracefully bending habit of the whole compound leaf. The flowers are too stiff for cutting, and otherwise their fine forms, colours, and perfume cannot well be enjoyed unless the plants are grown either in pots or at suitable elevations on rockwork, the latter being the more preferable way. The long blooming period of this plant adds not a little to its value, lasting, as it does, quite a month, the weather having little or no effect on the flowers.

Any kind of sweet garden soil seems to do for it, and its propagation is carried out by careful root division.

Flowering period, April to June.

## Corydalis Solida

*Common Name, Fumitory; Nat. Ord. Fumariaceæ*

This is said to be a British species, but it is a doubtful, as well as somewhat scarce one. Though but a small plant of the height of 6in. or 8in., it is very effective, being compact with finely-cut foliage of a pale glaucous green, and the stems pleasingly tinted. For some weeks in early spring it forms a graceful object on rockwork, where it seems to thrive well.

The flowers, which are purple, are not showy; still, they are effective from the way in which they are borne, as the illustration (Fig. 30) will show. Its specific name is in reference to its root, which is bulbous and solid. Many of the Fumitories have remarkably hollow roots, and one of the old names of this genus is written "Hollowe roote." When the flowers fade the whole plant withers, nothing being left but the bulbous roots to complete their ripening; still, this should not hinder its extensive cultivation, because it not only appears in its best form when flowers are rare, but also because it is so pleasingly distinct.



Fig. 30. *Corydalis Solida*.  
(One-half natural size.)

I find it to do well on rockwork, also in well-drained borders of light loam. It should be allowed to increase until it forms good-sized tufts, which it soon does. To propagate it, it is only necessary to divide the tubers any time from July to October.

Flowering period, February to May.

## **Crocus Medius**

*Nat. Ord. Iridaceæ*

This is a charming kind, seldom seen and, perhaps, little known; the name would imply that it is a variety having equal traits of two other forms. It blooms in January and the flowers appear without any foliage. So well is the Crocus known, it will only be needful to state the more striking features of the one under notice.

The flowers are produced on tubes 3in. to 5in. long, and stoutly formed; the colour is a shaded lilac-purple, striped with darker lines; the petals or divisions of the perianth are 1½in. long and ½in. broad, shining or satiny, and become well expanded during the short moments of winter sunshine; the stamens are half the length of perianth, of a fine deep orange colour, and covered with a thick coat of pollen all their visible length. In rich contrast with these is the style, with its tuft of filaments of a bright orange scarlet colour. From this description it will be seen that the flower is a rather small Crocus, but from the soft tints of the perianth, and more pronounced and bright colours of the seed organs, it is one of much beauty. These features, added to the facts of the bloom appearing in winter and having the scent of wild roses, are sure to render it a favourite kind wherever grown. The leaves are short and narrow, almost grassy.

It enjoys a light but rich loam and sunny aspect, and increases itself freely by offsets of the matured corms, clumps of which may be divided after the foliage has withered.

Flowering period, January.

## **Cyananthus Lobatus**

### *Nat. Ord. Polemonaceæ*

A small plant with a large flower, a veritable gem; no collection of choice alpins can be complete without this species. A native of Chinese Tartary, brought to this country in 1844, where it proves perfectly hardy in the most exposed parts of the open garden; it is herbaceous and perennial; its large and brilliant flowers are very beautiful, but all its other parts are small, as may be seen in the illustration (Fig. 31). It is seldom met with except in collections of rare plants, but there is no reason why it should not be more commonly grown, as its requirements are now well understood. It is not a showy subject, but, when examined, it proves of exquisite beauty.

The flowers are of a bright purple-blue colour, over an inch across, the petals being of good substance, tongue-shaped, and falling backwards, when the china-like whiteness about the top of the tube becomes more exposed; the calyx is very large, nearly egg-shaped, having five finely-pointed and deeply-cut segments; the bulky-looking part, which has an inflated appearance, is neatly set on a slender stem, and densely furnished with short black hairs of even length; this dusky coat has a changeable effect, and adds not only to the character, but also to the beauty of the flower. The small attenuated leaves are alternate and laxly arranged on the flower stems, which are 6in. to 12in. long, round, and nearly red. Each leaf is less than 1in. long, distinctly lobed with five or more lobes, and all the edges are turned back, causing the foliage to appear thick and well finished; the foliage of the stems not bearing flowers is more closely set. The habit of the plant is procumbent; stems contorted, and producing solitary flowers.



Fig. 31. *Cyananthus lobatus*.  
(Natural size.)

It should be grown on rockwork, where its stems can nestle between the stones and its roots find plenty of moisture, as in a dip or hollowed part; the long and fleshy roots love to run in damp leaf mould and sand. The position should be open and sunny, in order to have flowers. Cuttings may be taken during summer, and struck in sandy peat kept moist, or strong roots may be divided. The latter method is the less desirable, not only because of jeopardising the parent stock but also because strong roots show to greater advantage when not separated.

Flowering period, September and October.

## Cypripedium Calceolus

### English Lady's Slipper; *Nat. Ord. Orchidaceæ*

This well-known terrestrial orchid is a rare British plant, very beautiful, and much admired, so much so, indeed, that many desire to grow it. It happens, however, that it seldom thrives under cultural treatment, and seems to prefer a home of its own selection, but its habitats are said now to be very few in Great Britain, it having been hunted out and grubbed up everywhere. Fortunately, it can be grown in gardens, and in good form, though rarely seen thus. To see well-grown flowers of this orchid either makes us feel more contented with our own climate or strongly reminds us of others where the most gorgeous varieties of flowers and fruit grow wild. It is large and striking, fragrant, and very beautiful; no one can see it, especially in a growing state, without being charmed by its freshness and simplicity; it also forms one of the finest specimens for the student in botany, and in every way it is a plant and flower of the highest merit (see Fig. 32). It should be in all collections of choice plants, and every amateur should persevere until he succeeds in establishing it.



Fig. 32. *Cypripedium Calceolus*.  
(One-third natural size.)

Under cultivation it flowers in early May, at a height of 9in. to 12in.; the flowers are composed of a calyx of three brownish-purple sepals, which have only the appearance of two, from the fact of the lower two being joined or grown together, and even so combined they are somewhat less than the upper sepal. The division may be observed at the tips, though in some specimens it is microscopic—in the one now by me it is hardly the eighth of an inch. Two petals; these are cross-form in relation to the sepals, of the same colour, and a little longer—about 2in.—narrow, drooping, pointed, and slightly twisted when a few days old; lip, "blown out like a slipper," shorter than the sepals, compressed, richly veined, and lemon yellow. The seed organs are curious, the stigma being foot-stalked, peltate, and placed between and above the anthers. The leaves are pale green, very hairy, many-ribbed, stem-clasping, alternate, ovate, and slightly wavy; the lower ones are 5in. or 6in. long and 2in. to 3in. wide, and pointed. The root is creeping, the fibres stout, long, wiry, and bent. During spring the plant makes rapid growth, and seldom bears more than one flower; for the first time a plant produced two with me in 1882. They are sweetly scented, like the primrose.

Many amateurs, who have otherwise proved their knowledge of the requirements of plants by growing large and choice collections, have failed to establish this after many trials; and were it not for the fact that with me it is growing in various positions and under different modes of treatment, and that it has so grown for several years, I think I should not have ventured to give hints to experienced horticulturists. In my opinion, four conditions are strictly necessary in order to establish this native orchid in our garden: (1) A strong specimen with a goodly portion of the rhizoma attached; (2) Firm or solid planting during autumn; (3) Moist situation; (4) Shade from the mid-day sun. Further information may be best given by stating the *modus operandi*: Several years ago a number of good roots were planted in sandy loam of a calcareous nature. They were put in somewhat deeply, the roots carefully spread out, and the soil made solid by repeated waterings, the position being shaded by an apple tree. They are now well established, and only receive a top dressing of leaves and manure to keep them cool and moist in summer. At the same time a number were potted deeply in loam, peat, and broken oyster shells; when filling in the compost, it, too, was washed to the roots, so as to make all solid by frequent applications; the pots have always been kept in cool and shady quarters, and plunged; they bloom well every season. I have likewise found another plan to answer well. In a moist corner make up a low-lying bed of sand and peat, mostly sand, plant 9in. deep, and make all solid, as before, by water. When the growths appear on the surface, water with weak liquid manure, and if shade does not exist from the mid-day sun, some should be provided; in this way I am now growing my finest specimens; but if once the roots become dry, the plants will suffer a serious check. I feel equally confident that the roots enjoy a firm bed, but it should be of such material that they can freely run in it.

Flowering period, May and June.

## Daphne Cneorum

**Trailing Daphne; *Common and Poetical Name,*  
Garland Flower; *Nat. Ord.* Thymelaceæ**

An alpine shrub from Austria; dwarf, evergreen, and having a tendency to creep. It is deservedly a great favourite; it wins admiration by its neat and compact form and its dense and numerous half-globular heads of rosy pink flowers, which are exceedingly fragrant, in the way of the old clove carnation, but more full.



Fig. 33. *Daphne Cneorum*.  
(One-fourth natural size; (1) flower, full size.)

The flower buds are formed during the previous season of growth, like those of the rhododendron; for many days before the flowers open the buds have a very pleasing appearance, being closely packed and coral-like; when all the florets are expanded they form a half-globular head 1 in. to 1½ in. across, being of a lively pink colour. The flowers are composed of a tubular calyx, four-parted; leaves inversely ovate, lanceolate, pointed, and entire; about an inch long, and narrow; of a

dark green colour and much substance, being arranged in circular form on the round and somewhat wiry, tough stems, which in time become very long and bare.

In order to grow this shrub well, three conditions are needful, viz., a moderately pure atmosphere, exposure to full sunshine, and plenty of moisture; it also prefers peat or vegetable soil, but this is not strictly needful if the other conditions are present. I have grown the specimen, from part of which the illustration (Fig. 33) was drawn, for four years in rich loam, without a particle of peat, but the roots have been protected against drought by large stones at the base of small rockwork. Doubtless, peat, where it is plentiful, used in addition to the above compost, would prove beneficial. After a few years' growth in one position, bushes which have become long and bare in the stems may be transplanted with advantage, laying in the stems to a moderate depth, from which new roots will issue the first season; this is also the readiest way of propagation. February or September would be suitable months for such operation, but the latter would probably interfere with its flowering at that time, when frequently a second but spare crop is produced.

Flowering periods, April and May, and again in September.

## Daphne Mezereum

**Mezereon; *Old Names*, Spurge-flax, German Olive-spurge, and Dwarf Bay; *Nat. Ord.* Thymelaceæ**

This is a dwarf deciduous shrub, which produces its welcome flowers in great abundance whilst bare of leaves; it is a British species, though not occurring generally, yet it is pretty well known from its extensive cultivation as a garden shrub. The flowers are very desirable, from the way in which they are produced in knotted clusters on the long stems; they appear in winter; moreover, they are of a hardy and durable nature and very sweetly scented. As a shrub it is very suitable for any sized garden, being dwarf—2ft. to 4ft. In some parts it is a general favourite, and may be seen in almost every garden; such patronage is well merited, as it not only enlivens the garden at a dead season, but it heralds spring time and furnishes long sprigs of wallflower-scented blossom as cut bloom, which shows to advantage by gaslight.

## **Конец ознакомительного фрагмента.**

Текст предоставлен ООО «ЛитРес».

Прочитайте эту книгу целиком, [купив полную легальную версию](#) на ЛитРес.

Безопасно оплатить книгу можно банковской картой Visa, MasterCard, Maestro, со счета мобильного телефона, с платежного терминала, в салоне МТС или Связной, через PayPal, WebMoney, Яндекс.Деньги, QIWI Кошелек, бонусными картами или другим удобным Вам способом.