

**+EXTRA
PRACTICE
TASKS**

12+

NEW MATERIAL

**ЕГЭ ПО
АНГЛИЙСКОМУ
2022**

Задание 40.2

**Полный курс по подготовке
к письменному заданию
нового формата**

**Пояркова Е.Н.
Калинина О.В.**

**Елена Николаевна Пояркова
Ольга Валерьевна Калинина
ЕГЭ по английскому языку
2022 (задние 40.2). Полный курс
по подготовке к письменному
заданию нового формата**

*http://www.litres.ru/pages/biblio_book/?art=66642446
SelfPub; 2021*

Аннотация

Данное пособие предназначено для подготовки выпускников средней школы к единому государственному экзамену (ЕГЭ) по английскому языку. Издание содержит теоретический и практический материал для выполнения задания 40.2 нового формата. Практическая часть включает в себя упражнения, позволяющие понять структуру и суть самого задания, как правильно описать график или таблицу, верно оформить абзацы согласно пунктам из плана задания и выполнить письмо согласно руководству (примеров из упражнений). После учащимся предлагается ряд графиков для самостоятельного выполнения задания 40.2 нового формата. В конце пособия приведены ответы

ко всем заданиям, кроме тех, что даны для самостоятельной работы.

**Елена Пояркова,
Ольга Калинина
ЕГЭ по английскому
языку 2022 (задние
40.2). Полный курс по
подготовке к письменному
заданию нового формата
От авторов**

Пособие содержит материал для подготовки к письменным заданиям ЕГЭ (40.1 / 40.2) по английскому языку согласно демоверсии ФИПИ на 2022 год.

Мы очень надеемся, что сборник будет полезен учителям при подготовке учеников к ЕГЭ по английскому языку.

С уважением, авторы
Пояркова Е. Н.
Калинина О. В.

Ваши вопросы, пожелания и замечания отправляйте по адресу helen5442@yandex.ru

Также можно связаться с авторами в Instagram:

Пояркова Е. Н. @helenefremova

Калинина О. В. @easyu__english

Эта книга предназначена для персонального использования и без разрешения авторов не может быть передана третьим лицам в соответствии с ГК РФ ст. 1229 п. 1.

Воспроизведение или распространение указанных материалов в любой форме может производиться только с письменного разрешения правообладателя. При использовании ссылка на правообладателя и источник заимствования обязательна.

Все права принадлежат авторам, копирование, в том числе отрывков, распространение и использование в коммерческих целях запрещены.

Содержание

Вводная информация

Описание	графи-
ка.....	2
Анализ	Дан-

ных.....

4

Информация для сравне-
ния.....**6**

Заключе-
ние.....

Практические задания

Задание

1.....

Задание

2.....

11

Задание

3.....

15

Задание

4.....

17

Задание

5.....

20

Задание

6.....

22

Задание

7.....

24

Тренировочные варианты

Задание

1.....

27

Задание

2.....

28

Задание

3.....

29

Задание

4.....

30

Задание

5.....

31

Задание

6.....

32

Задание

7.....

Отве-

ты.....

Describing graphs vocabulary



Illustrate

The table **illustrates** that...



Reveal

(information)

The table **reveals that**...



Provide

(information/ differences)

The bar graph **provides the differences** between...



Present

The graph **presents** the information about...



Show

The graph **clearly shows** that... / The presented chart **shows information about...**



Indicate

As the chart **indicates...**



Depict

The provided diagram **depicts...**



According to..

.

According to the chart...

Complete the sentences.

1. The graph chart d_____ the differences about popular literature genres.
2. A_____ to the chart, fiction books are the most popular among readers.

3. The pie chart i_____ that people tend to use their computers for work more often.
4. The presented chart p_____ the information about the popularity of different car brands.
5. The graph s_____ i_____ about various types of magazines.
6. The chart r_____ two main features...
7. The table p_____ the contrast between popular computer games.
8. The bar chart c_____ sh_____ that the most popular game among teenagers is "X".

Use given words to label the pictures.

chart

bar chart

pie chart

graph

table

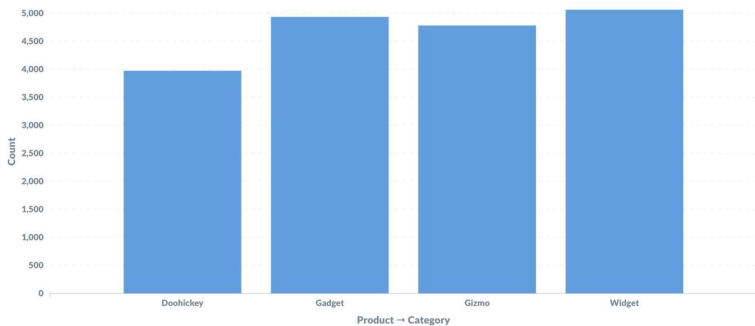
Count by Product → Category

Sample Dataset Orders

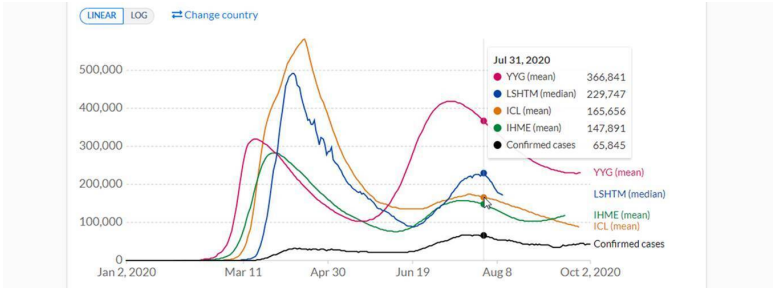
Save

Filter

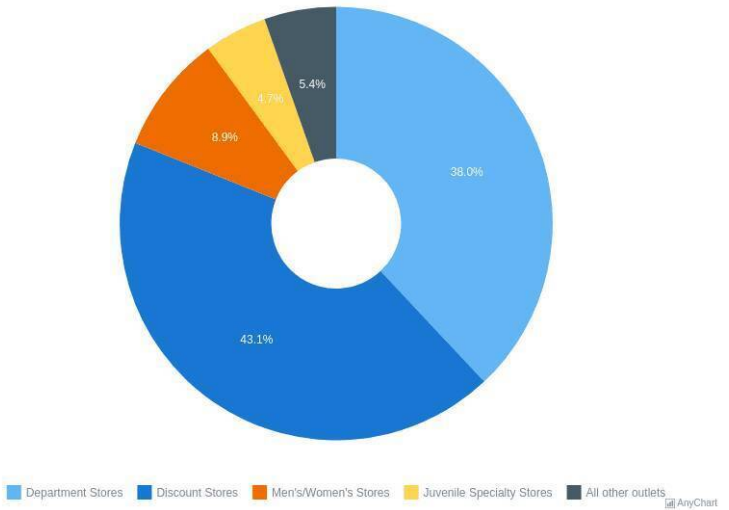
+ Summarize



	A	B	C
X	\$40	240	48
Y	\$50	200	59
Z	\$60	310	79



ACME Corp. apparel sales through different retail channels



3. _____

4.

Which word can be used to describe any of the pictures given?

5. _____

Analyzing the data



As a general trend, ...

As a general trend, horror films appear to be the most popular among teenagers.



As can be seen, ...

As can be seen, paying for purchases is the least common aim of smartphone usage.



As an overall trend, ...

As an overall trend, loyal users of mobile phones seem to

be growing.



At first glance,...

At first glance, the work appears difficult.



...as is presented...

Teens tend to read fiction books more, **as is presented** in the bar chart.

Paraphrase the sentences, using the phrases above:

Teenagers watch American sitcoms all the time.

The bar chart shows that kids like playing hide-and-seek the most.

The pie chart shows that readers prefer detective stories to other books.

At first, it is obvious that not many tourists go to Ireland in summer.

The most popular phone brand among teenagers is Apple.

2. Choose the best opening statement.

The bar chart shows the popularity of different home activities among teenagers.

Nowadays the rising generation chooses variable activities to spend their free time. The range of these interests depends on personal preferences, modern technologies, and popularity. I have found some useful data on the issue of popular home activities in Zetland to help me with the project on popular home activities among young people.

Teenagers choose different home activities when they are at home. Many home activities are popular among teenagers, which are shown on the chart.

2. The bar chart shows what people use their smartphones for.

Smartphones are taking up too much of our time these days, but if people want to reduce their screen time, they have to understand the reason they need them so much. I have found some useful data on the issue of what people use their

smartphones for in Zetland to help me with the project on the subject.

Making phone calls is more important for people than playing games on smartphones, which is interesting because real calls are becoming less and less popular.

3. The table reveals some information about what book genres are popular among teenagers.

Books can be helpful for your study and you can use them to read in your free time, but isn't it interesting to know, what types of books are more popular?

Reading is one of the most popular hobbies among different people. Surprisingly, teenagers living in a century of modern technologies are still interested in reading today. I have found some interesting statistics on genres young people prefer to read to help me with the project on the subject.

Comparing information

General trends

Comparison

... by far **the most popular** item/product / language ...

... much **more popular** than...

... **the least popular** product was ...

... not **as popular as** ...

...the **highest percentage** of....

... **as popular as** ...

...the **lowest proportion** of...

In contrast,...

By comparison,...

Extra vocabulary:

#

2% = a very small proportion of

#

20% = a fifth

#

24% = almost a quarter

#

25% = a quarter

#

32% = nearly one-third

#

35% = more than a third

#

49% = just under a half

#

50% = a half

#

51% = just over a half

#

55% = more than a half

#

70% = a large proportion of

#

72% = a significant majority of

#

...approximately...

#

...nearly...

#

...roughly...

#

...almost...

#

...just over...

#

...just under...

#

...*just around*...

#

...*just about*...

#

...*just below*...

#

...*a little more than*...

#

...*a little less than*...

Examples:

For example, ...

For instance, ...

A very good example is ...

Conclusion

Conclusion

Opinion

Finally...

In my opinion,...

In conclusion....

To my mind,...

To sum up...

Personally, I believe....

In summary,

It seems to me that...

Therefore,....

I am convinced that....

Use the words from the table to complete sentences:

Many people say that smartphones can harm our eyes. P_____, ____ b_____ that we should reduce the screen time.

I__ c_____ we see that Greece is one of the most popular tourists` destinations.

About 50% of citizens own two or more cars. T_____, they pay more taxes than the others.

Despite the common opinion, i__ s_____ t__ m__ that milk isn`t healthy.

F_____, it is clear that rock music does not interest as many people as pop songs do.

I__ s_____, we need to take better care of the poor in our city.

How would you s_____ u_____ his writing?

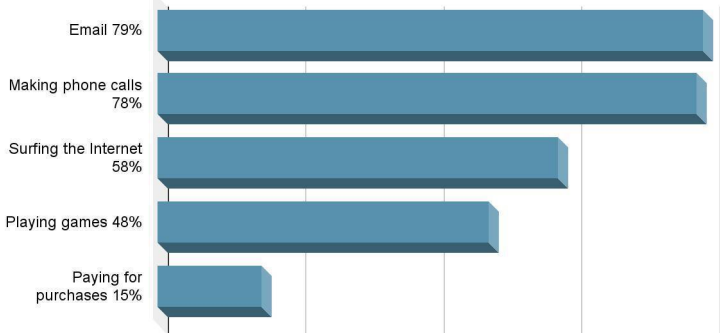
*

2. What do you think about pop music?

In my opinion,

Practical tasks

What people use their smartphones for



Analyse the diagram data and decide, whether the statements are true or false:

Most smartphone users need their electronic devices for sending emails and making phone calls, 79% and 78%, respectively. **T / F**

According to the diagram, it's noticeable that smartphones are not often used to communicate with each other by emails and phone calls. **T / F**

According to the data, we can estimate that people use

smartphones for playing games more than for surfing the Internet. **T / F**

79% of respondents need smartphones for exchanging emails, which is approximately 5 times bigger than the number of people using them as a substitute for credit cards (15%).

T / F

Less than 25% of the respondents use their smartphones to play games. **T / F**

One interesting fact is that the percentage of people using smartphones for playing games is significantly greater than those using them for purchases. **T / F**

2. Match the sentence halves to make a text, according to the diagram.

The aim of the project is to determine and

There are two main purposes

Firstly, smartphone users regularly ...

Secondly, phones are often used to make calls. Almost every

...

However, although most of us are used ...

For instance, only 58 percent surf the Internet, 48 percent ...

play games, and a mere 15 percent use phones to pay for

purchases.

to checking email on our phones, much fewer people use the Internet in other ways.

write and receive emails.

compare the ways people use smartphones these days.

of using the gadgets .

respondent claims to do that, 79 and 78 percent respectively.

3. Fill in the gaps using the words below.

Firstly *according to* Also *Therefore* Moreover

As we can see For example Secondly calls

communication less Smartphones Probably

_____ (1) have become one of the most important parts of our everyday lives during the past few years: people use them not only for _____ (2), but also for a range of different purposes. I have found some useful data on the issue of what people use their smartphones for in Zetland to help me with the project on the subject.

_____ (3), it is important to mention that the most common purpose of using a smartphone, _____ (4) the diagram, is giving and receiving emails. _____ (5), calls are very popular with the users too. _____ (6), paying for purchases appears to be the least common aim of smartphone usage.

_____ (7), the diagram shows us clearly that paying with a bank card linked to your phone is about two times _____ (8) popular than playing games on the device, which can show us that a modern smartphone is a tool for entertainment.

Конец ознакомительного фрагмента.

Текст предоставлен ООО «ЛитРес».

Прочитайте эту книгу целиком, [купив полную легальную версию](#) на ЛитРес.

Безопасно оплатить книгу можно банковской картой Visa, MasterCard, Maestro, со счета мобильного телефона, с платежного терминала, в салоне МТС или Связной, через PayPal, WebMoney, Яндекс.Деньги, QIWI Кошелек, бонусными картами или другим удобным Вам способом.